



World Vision

Kenya



**ANNUAL REPORT
FINANCIAL YEAR 2016**

www.wvi.org/kenya

CONTENTS

4 The Boards Chair's message	10 Education and Child Protection Enhanced protection and access to quality learning for vulnerable children.	22 Livelihoods and Resilience Improved household livelihood and food production for nutrition and the market.
5 The National Director's Foreword	14 Health and Nutrition Improved health status for children and their families.	26 Humanitarian and Emergency Affairs We save lives to preserve future generations.
7 FY2016 At a Glance	18 Water, Sanitation and Hygiene Improved household access to safe drinking water, proper sanitation and good hygiene practice.	29 Financial Summary FY2016
8 Who We Are and Governance About World Vision.		

This Annual Report provides an overview of the work of World Vision Kenya, from October 2015 to September 2016.

All rights reserved. No portion of this publication may be reproduced in any form, except for brief excerpts in reviews, without prior permission of the publisher.

Published by World Vision Kenya.

Front cover photo: Kamama, age 5 and sponsored, lives in a community served by World Vision's Mtelo water project in West Pokot County, Kenya.

For further information about this publication please contact ww_kenya@wvi.org/kenya
© World Vision Kenya 2016 | All Photos / World Vision



8



14



22



10



18



26



THE BOARD CHAIR'S MESSAGE

In 2016, World Vision Kenya's Board continued to faithfully execute its oversight mandate to ensure the overall fiduciary well-being of the organisation. We do this, primarily through developing appropriate standards and policies to ensure that WorldVision's ministry in Kenya remains true to its vision; life in all its fullness for all children.

Indeed, one of my highlights in 2016, was the colourful launch of a modern 80-bed boy's dormitory at Enkutoto Primary School, in World Vision's programme in Narok County. The facility was the brain-child of the community to help address an alarming rate of school drop-outs, primarily due to child marriage and child labour. The project was funded by World Vision staff and Board members, with a match fund from a local bank through the Inuka Angaza Fund (IAF). IAF is World Vision Kenya's local income generating vehicle to raise awareness and resources to enhance Early Childhood Development pre-school programs for vulnerable children.

Another highlight, was the development of World Vision Kenya's new five-year strategy 2016-2020. At the centre of the national office strategy, are the most

vulnerable children. We believe that every child deserves to be protected and given an opportunity to live a full life. The new strategy provides greater strategic focus for our work with evidence-based benchmarks to ensure we are accountable to the children, communities and donors we serve.

Participation in the rigorous World Vision International Peer Review Process in 2016, was rewarding. At World Vision, national offices hold themselves accountable through a peer review process. The peer review helps us to strengthen alignment around our common values, mission and governance in accordance with World Vision International global partnership standards.

The Board was pleased to be rated 'green' on the higher end of alignment to the WorldVision Partnership vision and mission. We are committed to follow up on the few gaps identified, including greater focus on the increasing risk of religious radicalization in the country and the need for greater interfaith dialogue. With regard to risk, the Board took time to develop the national office governance risk register to enhance board effectiveness, in its risk oversight role. We also reviewed the World Vision Kenya Constitution to align it to recent changes

in Kenya's Non Governmental Organization (NGO) legal and regulatory environment.

On behalf of the Board, I extend sincere and deep appreciation to the World Vision East Africa Regional Leader who is also the World Vision International President's Representative on the Board and the National Director and his Senior Leadership Team for their vital role in helping the Board to effectively execute its oversight responsibilities. The Board acknowledges that the ministry achievements shared in this Annual Report would not have been possible without the unfailing support of our staff, donors, support offices, national and county governments and the vulnerable, yet resilient children and communities who have welcomed us to walk with them, to find lasting solutions to poverty and injustice.

Thank you all.

A handwritten signature in black ink, appearing to read 'C. Orono'.

Christine Orono
Board Chair, World Vision Kenya



THE NATIONAL DIRECTOR'S FOREWORD

Taking stock of one's progress at the end of a year is important. Despite a myriad of challenges such as insecurity, budget cuts and a changing regulatory environment for national and international Non-Governmental Organisations operating in Kenya, World Vision Kenya is pleased to share the following key achievements with our partners and key stakeholders.

ACHIEVEMENTS

With your support, World Vision Kenya was able to contribute directly to the improved well-being of approximately 1.1 million children, including 112,954 sponsored children through 53 Area Programmes spread across 35 counties. Child sponsorship funds supported vulnerable children to access improved quality education and child protection, improved health services and access to clean water. It helped families grow better crops and improve their income.

World Vision's advocacy interventions focused on enabling citizens in our Area Programmes to use Citizen Voice and Action (CVA) as their premier approach to local level advocacy in health, education, livelihoods, WASH, disability and child

protection. As a result of enhanced capacity of citizens to monitor public service delivery, influence resource allocation and ensure citizen participation in the budget processes, the CVA groups were able to influence 12 county government budgets. In West Pokot, for example, World Vision's efforts in budget advocacy influenced the county government to allocate approximately 26.4 million Kenya Shillings (2.6 million US Dollars) to improve delivery and facilities of Early Childhood Development pre-school programmes.

The achievements outlined more fully in this report are aligned to our five-year strategy 2016-2020, and related Sustainable Development Goals. To sharpen and deepen our focus in the next five years, World Vision Kenya prioritised four sectors namely, livelihood and resilience, education and protection, health and nutrition, and Water, Sanitation and Hygiene (WASH). Key achievements in the various sectors would not have been possible without visionary community members, enabling government support, and funding from our sponsors and donors.

STAFF ENGAGEMENT

We consider staff, our most valuable asset. After all, they are the champions who facilitate implementation of programmes and bring our brand and Christian identity to life, with an authenticity that inspires trust. In a recent World Vision partnership-wide survey that invites all staff to voice their opinions on key aspects of staff and organisational well-being, World Vision Kenya was pleased to record an improvement in the staff response rate from 93 per cent in 2015 to 97 per cent in 2016. The results are encouraging considering the fact that the national office completed a major restructuring process during the year.

FUNDING STATUS

With your generous contribution, World Vision closed the financial year with 84,839,804 million US Dollars compared to 91,049,638 million US Dollars in FY 2015. Sponsorship accounted for 30 percent of the budget with the rest consisting of Gifts-In-Kind, (mainly food donations) and funds from government and multilateral grants and private non-sponsorship funds. Whereas, the national office had closed FY 2015 with efficiency ratios of 80:20, due to

an increase of Gifts-in-Kind in FY2016, this ratio has dropped to 69:31. We attribute this decline to redundancy payments, following the staff restructuring process as well as reductions in sponsorship funding.

INSECURITY, A MAJOR CHALLENGE

The year was marred by increased insecurity and religious intolerance which, in some instances, affected programme implementation, for example, in Lamu, Wajir, Sangailu, Golbo Area Programmes. Several programmes were also affected by cattle rustling and inter-ethnic conflict in the Northern Region of Kenya, including Turkana, Pokot and Baringo.

DOING DEVELOPMENT DIFFERENTLY

In a rapidly changing world, with challenging socio-economic environments, we can expect to see an increase in multiple complex child vulnerabilities – children caught in extreme poverty, high mortality and malnutrition in fragile contexts and other hard to reach areas. To remain relevant to our mission, World Vision International has recently approved a new global strategy dubbed: **Our Promise 2030. Building a Brighter Future for Vulnerable Children.** The global strategy is anchored around the following five strategic imperatives:

- ▮ To deepen our commitment to the most vulnerable children
- ▮ To focus our ministry for greater impact
- ▮ To collaborate and advocate for broader impact
- ▮ To deliver high quality, sustainable funding
- ▮ To live out our Christian faith and calling with boldness and humility

In 2017, World Vision Kenya will re-shape its presence through innovative approaches to tackle these challenges, deepening our commitment to the most vulnerable children. Other global initiatives that our programming will support include the UN Zero Hunger Challenge and the UN partnership to End-Violence Against Children.

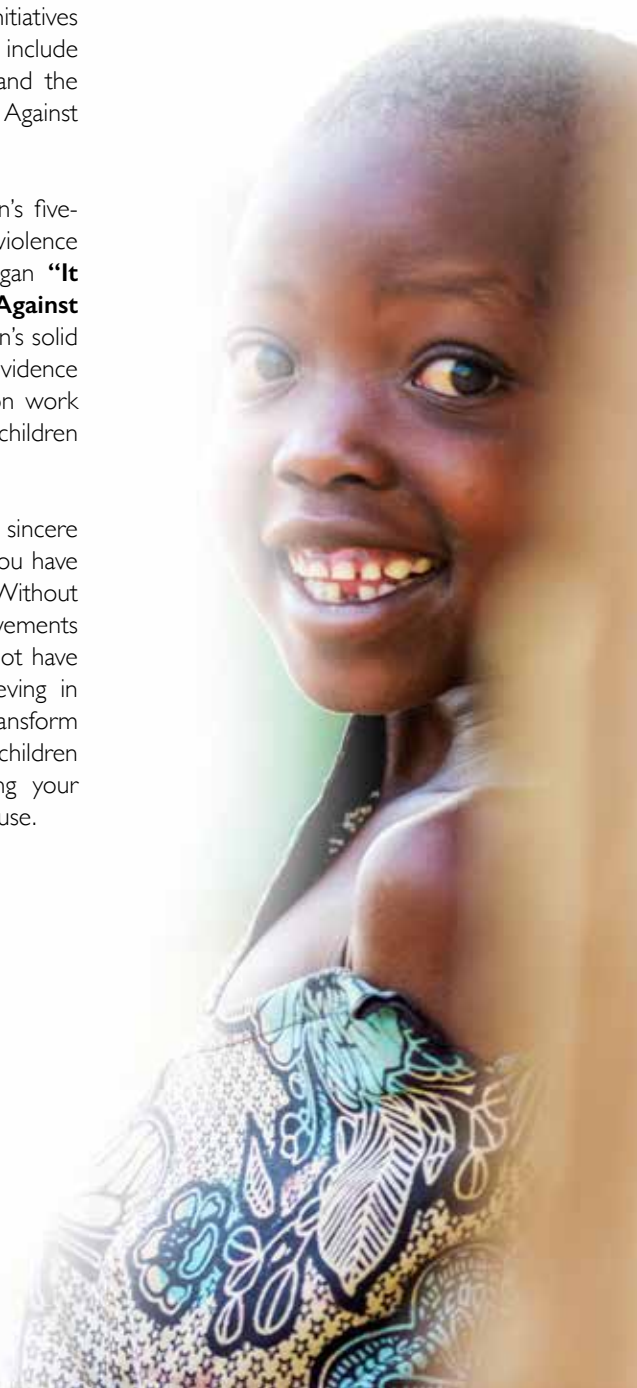
We invite you to join World Vision's five-year global campaign to end violence against children. The campaign slogan "**It Takes A World to End Violence Against Children**", builds upon World Vision's solid programming models, growing evidence base and advocacy and mobilization work to improve the well-being of the children that we serve.

I wish to once again register my sincere appreciation for the support that you have accorded World Vision Kenya. Without your enduring support, the achievements enumerated in this report would not have been realised. Thank you for believing in our ministry and its ability to transform the lives of the most vulnerable children and communities and for investing your resources, at times scarce, to this cause.

Thank you,



Dickens Thunde
National Director



FY 2016 AT A GLANCE

FACTS & FIGURES

Facts and figures as of 30 September 2016



485,000
VULNERABLE
COMMUNITY
MEMBERS ASSISTED
IN EMERGENCIES

53 NUMBER
OF AREA
PROGRAMMES



35 COUNTIES IN
WHICH WORLD
VISION WORKS



1,049,787
CHILDREN BENEFITTING
FROM OUR WORK



PROVIDED FOOD
ASSISTANCE TO
433,230
PEOPLE
INCLUDING
257,326
CHILDREN



112,954
SPONSORED
139,058
CHILDREN
REGISTERED FOR
SPONSORSHIP



913
WHEELCHAIRS
GIVEN TO
CHILDREN AND
ADULTS WITH
DISABILITY



NUMBER OF
STAFF
884
INCLUDING
2
EXPATRIATE
STAFF



36,026
LOANS DISBURSED
BY VISIONFUND
MICROFINANCE

RESOURCES
MANAGED
USD 84.8m
CASH, FOOD RESOURCES
AND DONATED PRODUCTS,
ALSO KNOWN AS GIFTS-IN-KIND)

WHO WE ARE AND GOVERNANCE

ABOUT WORLD VISION

World Vision is a global Christian relief, development and advocacy organisation dedicated to working with children, families and communities to overcome poverty and injustice. World Vision serves all people, regardless of religion, race, ethnicity, or gender.

OUR VISION

Our vision for every child, life in all its fullness; Our prayer for every heart, the will to make it so.

OUR CORE VALUES

- ✔ We are Christian
- ✔ We are committed to the Poor
- ✔ We value people
- ✔ We are stewards
- ✔ We are partners
- ✔ We are responsive

World Vision began operations in Kenya in 1974 and currently has slightly over 800 development staff members working in 53 Area Programmes in 35 counties, countrywide. Through valued partnerships, we support communities to improve the well-being of children, especially the most vulnerable. Our aspiration is that all children will enjoy good health, be educated for life, be cared for and protected, and experience the love of God and their neighbours.

FY2016 GOVERNANCE & MANAGEMENT TEAMS

Board Members

The Board of Directors, alongside the Annual General Meeting (AGM) is the highest governing body of World Vision Kenya. The Board consists of 13 directors. With the exception of the National Director and the East Africa Regional Leader, who is the representative of World Vision International president, all Directors are non-executives (i.e. they are volunteers who are not compensated for their service to the Board).

- ✔ Mrs Christine Orono - Board Chair
- ✔ Mr Musili Kivuitu - Vice Chair
- ✔ Dr Stephen Muhudhia - Board Member
- ✔ Dr Jean-Baptiste Kamate - Regional Leader, East Africa Regional Office (October – December 2015)
- ✔ Mrs Margaret Schuler - Regional Leader, East Africa Regional Office (January 2016 - To date)
- ✔ Mrs Annie Kigira-Kinuthia - Board Member
- ✔ Mr Kigo Kariuki - Board Member
- ✔ Dr. Lilian Wambua - Board Member
- ✔ Cannon Naomi Waqo - Board Member
- ✔ Ms Rachael Masake - Board Member
- ✔ Amb. Daniel Wambura, EBS - Board Member
- ✔ Ms Roseanne Mugo - Board Member
- ✔ Justice Hillary Chemitei - Board Member
- ✔ Mr Dickens Thunde - National Director and Secretary

FY2016 SENIOR LEADERSHIP TEAM

The Senior Leadership Team consists of six members

- ✔ Mr Dickens Thunde - National Director
- ✔ Mrs Catherine Omenda - Finance and Support Services Director
- ✔ Mr Jeremiah Nyagah - Operations Director
- ✔ Mrs Kevina Bridgette Power - Programme Development & Grants Acquisition Director
- ✔ Mrs Marianne Tucker - People & Culture, Administration & Security, Director
- ✔ Mr James Ang'awa Anditi - Director Operations Support

FY2016 SENIOR MANAGEMENT TEAM

The Senior Management Team consists of 30 members

- ▮ Bernard Mulei
- ▮ Catherine Timbomei
- ▮ Cecilia Mutanu
- ▮ Charity Mati
- ▮ Bonyo Elijah Don
- ▮ Enock Oruko
- ▮ Eunice Muturi
- ▮ Gershon Mwakazi
- ▮ Hanna Nyale
- ▮ Henry Wanyonyi Kituyi
- ▮ Jacqueline Rioba Nyachieo
- ▮ John Mwangi Mbugu
- ▮ Joseph Tinkoi
- ▮ Kimberly Njoroge
- ▮ Lawrence Kiguro
- ▮ Lorian Vincent Egesa
- ▮ Lucy Mungatia
- ▮ Lydia Mukaye
- ▮ Margaret Njenga
- ▮ Mary Mugo
- ▮ Mary Njeri
- ▮ May Ondeng
- ▮ Miriam Mbembe
- ▮ Obadiah Kisang
- ▮ Richard Chelagat
- ▮ Samuel Kamau
- ▮ Scholastica Njenga
- ▮ Stephen Muthui
- ▮ Vivian Aoga
- ▮ Zakayo Lolpejalai

ACCOUNTABILITY

World Vision Kenya continued its efforts to enhance accountability to children, communities, government and donors. In particular, we employed best practices of accountability in food assistance including providing feedback mechanisms for children. World Vision's successful Citizen Voice and Action approach to social accountability enabled communities in 35 Area Programmes to influence national policies and budgets.

To help us measure the impact of our work, World Vision Kenya implemented a new Design, Monitoring and Evaluation framework to better capture evidence of impact in our technical programmes: Education and Child Protection, Health and Nutrition, Livelihoods and Resilience, Water, Sanitation and Hygiene. We used this updated Learning through Evaluation with Accountability and Planning (LEAP3) framework to design our technical programmes.

In line with our commitment to transparency, we have posted our financial summary at the end of this report noting our efforts to increase our yield to ministry.

REGISTERED OFFICE
Karen Road, off Ngong Road, P.O. Box 50816 -00200,
Nairobi

EXTERNAL AUDITORS
Pricewaterhouse Coopers, Certified Public
Accountants, Nairobi

BANKERS
Citibank N.A., Commercial Bank of Africa, Family Bank,
Kenya Commercial Bank, Standard Chartered Bank Limited

LEGAL ADVISORS
Igeria & Ngugi Co. Advocates, Nairobi



Students playfully looking out of their classroom window. World Vision endeavours to improve literacy and numeracy skills in children.

| Photo/World Vision

EDUCATION AND CHILD PROTECTION

Enhanced protection and access to quality learning for vulnerable children

World Vision Kenya helps children, especially the most vulnerable, access quality education and attain functional levels of literacy, numeracy and essential life skills. We also strengthen household and institutions' capacity to nature and protect children from abuse and all forms of violence.

KEY ACHIEVEMENTS

Through our child protection and education programmes, World Vision contributed to issuance of

birth certificates to **3,353 boys** and **3,468 girls**. Registration of births helps children to access several rights including health care and education

32 classrooms were constructed and **1,542 desks** delivered to various schools in 21 Area Programmes to improve learning infrastructure

9,916 children (**4,080 boys** and **5,836 girls**) received life-skills training, through activities such as children's clubs to help them address



Young students play with a bicycle tyre during their break.

| Photo/World Vision

FAST FACTS



Gender, Disability and Child Protection mainstreamed in all area programmes



Education projects implemented in 21 Area programmes



Total Funds invested
USD 1.9 Million



55,274 boys
78,078 girls
133,352 children reached



Girls congratulated for going through an Alternative Rite of Passage abandoning Female Genital Mutilation. The ceremony was held at St. Catherine's Girls Chepnyal Secondary School, Sook AP | Photo/World Vision

their challenges and engage in the development of their communities

- ✔ **8,303 community members** engaged in community dialogues through the Channels of Hope, Child protection and Gender-community-change approach to help address deep cultural, religious and social issues that expose children to risk and violence
- ✔ **1,330 children's voices** amplified through children's assemblies as they engaged leaders on challenges that affect the children daily
- ✔ Through the USAID funded Accelerating Core Competencies for Effective Wheelchair Service and Support (ACCESS) project, World

Vision supported children and adults with disabilities to acquire **913 wheelchairs**. Having a wheelchair enables social inclusion through mobility for children to attend school, while adults are able to engage in work and other income generating enterprises

ADVOCACY

- ✔ Nine Programme Areas utilised the Citizen Voice and Action (CVA) approach to advance access to improved quality basic education service delivery, for all children. Members conducted a series of regular sensitisation and dialogue activities for



A young girl speaks out against Female Genital Mutilation during an Alternative Right of Passage ceremony.

| Photo/World Vision

the community, on the importance of education and the need to mobilise resources for their schools. Members were encouraged to hold duty-bearers accountable to their commitments. As a result, the West Pokot County Government allocated 26,400,000 million Kenya Shillings to construct over **15 ECD/preschool centers** for vulnerable children in their county

- ✔ **17 Area Programmes** utilised the Child Protection Advocacy (CPA) Approach in advancing community led advocacy, for improved child protection
- ✔ World Vision, contributed to the establishment of the Early Childhood Development Network for Kenya. The network will promote, support and sustain an enabling ECD environment



Winfred (left) with her son Samuel having a hearty talk at their home in Mwala with World Vision Kenya Child Well-being Facilitator, Anastasia.

| Photo/World Vision

HIGHLIGHT

World Vision has continued to build the capacity of formal structures for education and protection.

- Through its gender projects, World Vision worked with the community to sustain dialogue aimed at addressing societal norms that make children vulnerable to harm. In the course of the year, World Vision Kenya collaborated with the

Anti-Female Genital Mutilation (FGM) board, United Nations Children's Fund (UNICEF) and the United National Population Fund (UNFPA) to enhance community action and support towards ending FGM and child marriage in Kajiado, Samburu, Narok, West Pokot, Elgeyo Marakwet and Baringo counties. These efforts saw **3,274 children** undergo Alternative Rites of Passage, as opposed to the cut, a main contributor to child marriage.

World Vision also worked to strengthen national health systems to ensure that staff at clinics, hospitals and government services are trained to provide support, care and advice for children like Samuel and their families. World Vision works with experts in wheelchair provision such as Motivation, to ensure that local health systems are trained in World Health Organisation standards. This ensures there is, quality wheelchair provision available in the most rural and remote communities, for children just like Samuel.



Rebecca holds her youngest child Julius, while standing beneath banana plants she planted. Rebecca is a beneficiary of the USAID APHIA PLUS grant implemented by World Vision in Kisumu County. | Photo/World Vision

HEALTH AND NUTRITION

Improved health status for children and their families

The health sector focuses on improving the nutrition status of children with particular emphasis on the first 1000 days (9 months during pregnancy and the first two years). In addition, World Vision empowers communities to embrace a culture of proper sanitation and hygiene, while managing clean water supplies.

During the year, adolescents and women of reproductive age were reached through initiatives aimed at protecting them from infections, diseases and injuries.

KEY ACHIEVEMENTS

- ✔ World Vision's interventions in health contributed to a marked improvement in immunisation coverage. Across 11 Area Programmes, **77.9 per cent** of the children were fully vaccinated against Diphtheria, Pertussis, Tetanus and measles, contributing to an increased number of children protected from infection and disease
- ✔ The five-year East Africa Maternal Newborn and Child Health

(EAMNCH) 2011 - 2016 grant project implemented by World Vision in Kilifi county, funded by the Department of Foreign Affairs and Trade (DFAT), under the Australian Africa Community Engagement Scheme (AACES) contributed to an increase in:

- ✔ Increase of women delivering their children in health facilities from 21.6 percent at 2011 baseline to **45 per cent** at mid-term and **69 percent** by the end of the project 2016

FAST FACTS



Health, Nutrition and HIV/AIDS projects in 16 Area Programmes in 20 counties



Total Funds invested
USD 1.9 Million



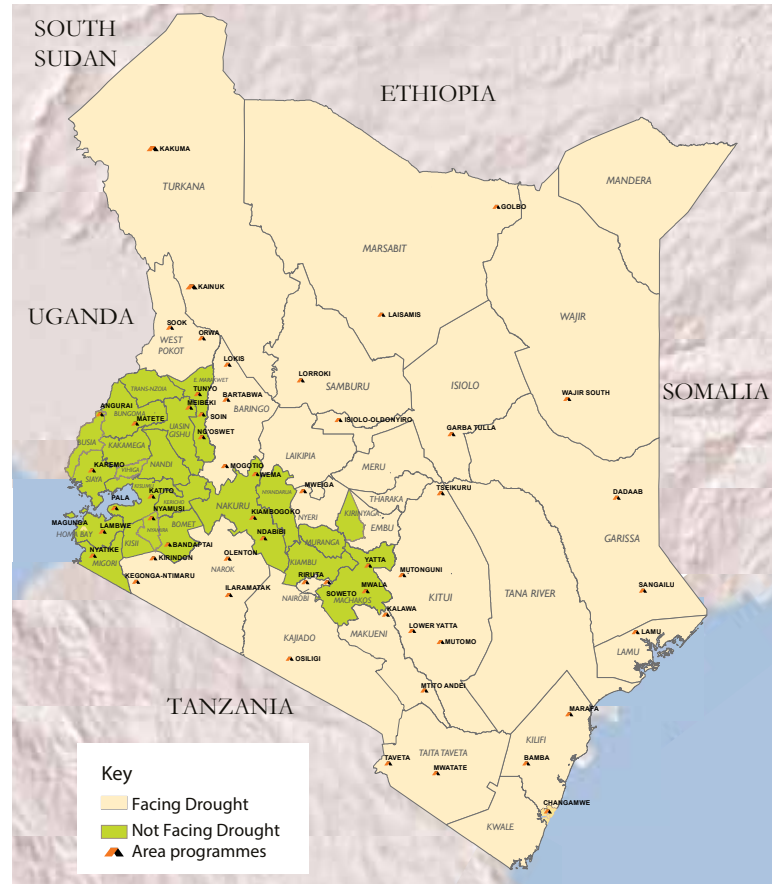
90,383 boys
94,077 girls
184,460 children reached



A health worker at a health facility supported by World Vision gives a young girl a checkup as her mother looks on. | Photo/World Vision

- ▀ Children receiving age appropriate immunization from 65 per cent at baseline 2011 to **89.2 per cent** at 9 months for measles and **89.7 per cent** for Diphtheria, Tetanus and Pertussis (DPT) by the end of the EAMNCH grant project 2016.
- ▀ HIV testing during pregnancy was at **96.5 per cent** by the end of project.
- ▀ World Vision Kenya's community-based management of acute malnutrition helped to screen and admit a total of **3,880 children** for malnutrition. This includes **1,181 Severe Acute Malnourished (SAM)** and **2,699 Moderate Acute Malnourished (MAM)** children in East Pokot and Laisamis nutrition projects supported by UNICEF and the Deutsche Gesellschaft für Internationale Zusammenarbeit (GIZ)

WVK AREA PROGRAMMES DROUGHT STATUS MAP



- ▀ **734 Severe Acute Malnourished** and **1,408 Moderate Acute Malnourished children** were treated and rehabilitated in Outpatient Therapeutic Programme (OTP) and Supplementary Feeding Programme (SFP), respectively. The OTP and SFP programmes achieved **76 per cent** and **83.3 per cent** recovery rate respectively, exceeding the international SPHERE standard of 75 per cent

ADVOCACY

- ▀ Through the Global Fund supported Community based TB care project, World Vision built the capacity of **300 Community Health Volunteers (CHVs)**. Following the training the CHVs were able to influence **1,112 households** to be screened on TB and **987 members** with signs and symptoms were referred for treatment in health facilities

VVK AREA PROGRAMMES NUTRITION STATUS MAP



- Over 140,000 people were reached through World Vision and the Scaling-Up Nutrition alliance in a two-week social and print media campaign, calling on the government to invest in nutrition

Technical and financial support to the Government of Kenya's Department of Family health to revise the Community Maternal Newborn care Module to include Timed & Targeted Counselling (ttC) methodology. The ttC methodology

is World Vision's module to carry out the 7-11 Maternal Newborn Child Health interventions to the household and community. The intervention was funded by AusAID / DFTAT.

Key Lessons Learnt following the multi-sectoral five-year East Africa Maternal Newborn and Child Health (EAMNCH) EMNCH project:

- Traditional beliefs and other socio-cultural barriers need to be identified



Community Health Volunteer (CHV) during a home visit.
| Photo/World Vision

and addressed for positive health and WASH practices to succeed

- Scaling up capacity of Community Health Workers / Volunteers will increase the health knowledge in communities
- Collaboration with government partners strengthened existing capacity, resources and infrastructure leading to efficiency and sustainable service delivery



Winfred and baby Damian benefit from safe drinking water from the Kyamutwii borehole, in Mwala Area Programme.

| Photo/World Vision

WATER, SANITATION AND HYGIENE

Improved household access to safe drinking water, proper sanitation and good hygiene practice

World Vision empowers communities to embrace a culture of safe sanitation and hygiene while managing clean water supplies.

KEY ACHIEVEMENTS

Through various Water Sanitation and Hygiene (WASH) projects

including drilling of boreholes/ deep wells and water pipeline systems, a total of **133,864 people** including **77,309 children** were able to access safe water in FY2016

Drilling of **18 new deep wells** and rehabilitation of **17 existing non-functional water sources**, through various projects and grants enhancing

access to safe water to vulnerable children

63 schools in the School WASH Initiative were provided with sanitation and hygiene facility tanks, **290 Ventilated Improved Pit latrines**, hand washing facilities and ramp access and stance for children with disabilities

FAST FACTS



Water, Hygiene and Sanitation projects implemented in 29 Area Programmes in 18 counties



Total Funds invested
USD 8 Million



35,083 boys
42,226 girls
77,309 children reached

- ✔ Improved quality of drinking water at household level and institutions including **513 new water points** constructed to ensure access to safe water
- ✔ Sustainability and ownership of water sources was enhanced through the establishment of **81 functional Water Users' Committees**
- ✔ **7,763 Ventilated Improved Pit (VIP)** latrines were constructed by trained community members to enhance good hygiene practices
- ✔ Communities embraced the Community Led Total sanitation approach, leading to an up-scale on construction of latrines. As a result, **105 villages** achieved and celebrated their status as Open Defecation Free (ODF) villages.

WORLD VISION KENYA RECEIVES AN AWARD



World Vision Kenya WASH team awarded for outstanding performance in Kenya Resilient Arid Lands Partnership for Integrated Development (RAPID) Grant.

| Photo/World Vision



Women drawing water from a well in Northern Kenya.

| Photo/World Vision

World Vision Kenya's WASH Team emerged the Best County Coordination Unit (CCU) in Wajir County, in the categories of Best Private Sector Initiative and Best Performing CCU in the Kenya Resilient Arid Lands Partnership for Integrated Development (RAPID) Grant. RAPID, is funded by USAID, Government of Kenya and Swiss Agency for Development and Cooperation (SDC).

ADVOCACY

- ✔ World Vision Kenya provided technical input to the government-led process of developing the Kenya Environmental Sanitation and Hygiene Policy & Strategic Framework and the Open Defecation Campaign Framework for Kenya
- ✔ Engagement in WASH Budget Advocacy resulted in additional allocation of funds by county governments to enhance access to water for the following communities:

- ✔ Mutomo Area Programme, Kitui County allocated **155 million Kenya Shillings**
- ✔ Bamba Area Programme, Kilifi County allocated **54 million Kenya Shillings**
- ✔ Soin Area Programme, Elgeyo Marakwet County allocated **4 million Kenya Shillings**

- ✔ Through local level advocacy, the Constituency Development Fund allocated **700,000 Kenya Shillings** to enhance community access to safe water in Wema Area Programme, Rongai County.
- ✔ Engagement with Safaricom Limited, providing M-PESA (a mobile phone-based money transfer platform) and Ericsson Limited, helped train Water Committees, Government officials and World Vision project staff, to use the M-PESA platform for more effective management of selling water to the community.

INNOVATION

COMMUNITY CHLORINE MAKER PILOT PROJECT

The MSRSE200 Community Chlorine Maker pilot project was conducted in Yatta and Mwala Area Programmes in FY 2015.

The project involved clusters, institutions, communal water points and operators. The communities were trained on the use of chlorine making machines to generate chlorine solution for household water treatment. The evaluation results show that the operators and beneficiaries are able to use and treat their water without difficulties using the MRSE200 Community Chlorine Maker.



A community member in Mwala demonstrates how to purify household water using chlorine made from water, table salt and electrical power from a car battery.

| Photo/World Vision

KAKUMA BIO GAS SANITATION PROJECT

Over 2,500 students in Kakuma Mixed Secondary School will soon benefit from a bio sanitation gas project, using human waste, for lighting and cooking purposes in the Kakuma refugee camp.

The key actors in the project included World Vision Kenya, UmandeTrust, the school community, Turkana County Government (host) and Windle Trust Kenya.

Since the introduction of biogas, the school no longer uses firewood for cooking. The biogas innovation has helped reduce carbon dioxide and carbon monoxide emissions and rampant deforestation that occurs around the refugee camp.



A bio-digester under construction at the Kakuma Refugee Camp to produce lighting and cooking gas for the Kakuma Mixed Secondary School

| Photo/World Vision



A mother milks her Galla goat as a source of nutrition for her children. World Vision works with households to improve livestock breeds for enhanced food security.

| Photo/World Vision

LIVELIHOODS AND RESILIENCE

Improved household livelihood and food production for nutrition and the market

WorldVision Kenya supports vulnerable households to increase their access to income, develop a local value chain and business facilitation in the agricultural sector. We empower youth with employable skills for workforce development in urban and rural contexts.

KEY ACHIEVEMENTS

Caregivers involved in Village Savings and Loan Groups were able to provide sufficiently for a total of **84,000 children**

Significant increase in the number of community members who joined Village Savings and Loan Groups (VSLGs) from 13,534 members in 682 groups in FY2015 to **21,224 members** in **1003 VSLG groups** in FY 2016

Significant increase in the amount of savings by VSLGs from 3.64 million Kenya Shillings in FY 2015 to **71.1 million Kenya Shillings** in FY 2016

The income of **21,224 households** increased by **5 per cent** as a result of an increase on return on savings

Improved knowledge and skills of **300 youth** in Kariobangi and Korogocho informal settlements, enhanced the employability and entrepreneurship skills of the youth. Over **100 youth** currently benefit from apprenticeship in different sectors

World Vision and Bomet County Government established a sweet potato value addition cottage industry in Bandaptai Area Programme

FAST FACTS



Climate-smart Farming, VSLA's, Value addition, Food Security, Livestock and FMNR mainstreamed in 31 Area programmes in 24 counties



2 Large-scale Food Security Grant projects



Total Funds invested
USD 6.2 Million



577,982 children
440,397 households reached



Members of Alimao Women group in Wajir County tending to vegetables in a shade net.

| Photo/World Vision

FOOD ASSISTANCE

Food Assistance saves lives by addressing the immediate forms of food insecurity, while enhancing livelihoods and empowering communities to become self-reliant.

World Vision provides life-saving food assistance through general food distribution, cash and voucher-based programming. These modalities support vulnerable group feeding, integrated school feeding, as well as Food for Assets and Food for Work, to strengthen household and community resilience.

In 2016, World Vision Kenya provided life-saving food assistance to vulnerable children and households as follows:

- ✔ **431,377** Total beneficiaries (Refugees, Food For Assets, Cash For Assets)
- ✔ **USD 2,224,795.85** Total cash transferred (Cash for Assets)

- ✔ **33,732.14 Metric Tonnes (MT)** Total food distributed (27,934,857 MT for Refugees and 5,797,278 MT for beneficiaries of Food for Assets)

SUCCESSFUL INITIATIVES

VALUE CHAIN

World Vision Kenya Bandaptai Area Programme in partnership with Bomet

County Government, is implementing an economic empowerment project targeting 400 vulnerable households and 400 youth. The focus is on the implementation of key components on value addition initiatives for sweet potato and milk, for higher returns. Over 98 per cent of the sweet potato farmers produce the crop mainly for home consumption.

Households and youth were assisted to establish a sweet potato cottage industry and other value addition initiatives for higher returns.

In addition, 49 per cent of the households in the location are dairy farmers producing a marketable surplus of 4,250 litres of milk daily.

World Vision partnered with the Bomet County Government to establish a cottage industry for milk value-addition as well as milk-bulking for collective marketing.



A women's Village Savings and Loan group weekly meeting.

| Photo/World Vision



Nancy, a change agent and role model inspects trees on her farm, that have grown using the FMNR method.

| Photo/World Vision

FARMER MANAGED NATURAL REGENERATION (FMNR)

FMNR is a proven innovative, tree regeneration farming method, which encourages natural tree re-growth by selecting, pruning and protecting naturally regenerating trees. FMNR uses living root-stock, which makes sprouting of tree stumps easier and cheaper than tree planting.

So far, more than 14 World Vision Kenya Area Programmes, have adopted the concept of FMNR, regenerating over 3,700 hectares of land through FMNR. The concept has gained prominence within and outside Kenya with farmers in East Africa reaping numerous benefits through FMNR and Total Eco Challenge. Media has lauded World Vision's efforts in afforestation in Lambwe Area Programme in Western Kenya, where there was no previous tree cover.

LEARN MORE:

<http://www.wvi.org/kenya/publication/voices-change>



Margaret, is one of the 600 farmers that has benefitted from training on drought tolerant crops.

| Photo/World Vision

HUNGERFREE

HungerFree is World Vision's call to action to address the UN Zero Hunger initiative towards improved livelihood and resilience for youth, households and communities.

In 2016, the HungerFree project partnered with celebrities, musicians, sports personalities, restaurant chains and photographers, Food for Education and other community-based organisations. HungerFree organised trips with youth from World Vision Canada and World Vision Germany, to build momentum for the youth initiative in Kenya, while focusing on empowering them with technical know-how to produce food for a hunger-free future. HungerFree ran a variety of fundraising initiatives including a photo exhibition and a unique "double-up" campaign that helped raise 6000 US Dollars for World Vision Kenya. The biggest impact of HungerFree however, was to create a brand name for the initiative in Kenya.

LEARN MORE:

<https://www.hungerfree.org/kenya/>



With a loan from VisionFund, Phoebe runs a tailoring business in a bustling northeast Nairobi Market.

| Photo/ VisionFund

VISIONFUND KENYA

VisionFund Kenya, a microfinance subsidiary of World Vision Kenya, seeks to improve the lives of children by offering small loans and other financial services to families where World Vision operates as well as other locations.

The number of children impacted by Vision Fund's products increased slightly from 107,723 in 2015 up to 135,877 in 2016.

Visionfund Kenya portfolio

Outstanding Loan Balance

2016	2015
Ksh. 669,196,689.40	Ksh.700,213,025

Active Borrowers

2016	2015
6,026	29,168

Total Disbursements

2016	2015
Ksh.1,210,093,232.14	Ksh.1,188,786

LEARN MORE:

<http://www.visionfundkenya.co.ke>



During drought Cheru (front right) walks to fetch water with other children twice a day to dig for water in a dry riverbed in West Pokot. She walks more than 6km a day for water. | Photo/World Vision

HUMANITARIAN AND EMERGENCY AFFAIRS

We save lives to preserve future generations

World Vision Kenya works to ensure vulnerable children and families are protected from harm during emergencies and can access humanitarian assistance, in times of conflict and disaster.

In 2016, World Vision responded to over 485,000 vulnerable community members in recovery efforts through disaster preparedness and response.

World Vision is currently managing Cash For Asset (CFA) programs in Baringo, Taita Taveta, Makueni and Kilifi counties and

Food For Assets (FFA) programs in Moyale and Turkana counties.

KEY ACHIEVEMENTS

433,230 people, among them 126,579 vulnerable boys and 130,747 vulnerable girls, were reached through general food distribution and recovery interventions, owing to a dry spell and food insecurity in Arid and Semi-Arid Lands (ASALs)

38,000 pupils benefitted from a five-month UNICEF-funded, 'Education in Emergencies' project, whose interventions included distribution of learning materials, in-service teacher training and community-based enrollment drives in conflict zones of Baringo, Samburu, Turkana and Isiolo

12,000 people with disability in Kakuma Refugee Camp benefitted from a deep well, assistive devices and water tanks to schools

FAST FACTS



Food distribution, NFI's, Food for Assets and Emergency response implemented in six counties and Kakuma and Daadab Refugee camps



33,732 metric tonnes of food distributed through general food distribution and food for assets projects



USD 2.2 Million disbursed through Cash for Assets projects in six counties



126,579 boys
130,747 girls
433,230 people reached

- ✔ Enhanced access to quality education for **432 children** from Kabokorit Internally Displaced Persons community and Kakuma Refugee Camp, through the construction of three classrooms and **90 new desks**
- ✔ **1,530 students** at Kakuma Refugee Secondary School benefited from a bio-sanitation project, improving lighting in the school and solid waste management
- ✔ Capacity building of Disaster Management Committees was conducted with **125 community members** from four World Vision Area Programmes (Karemo, Lambwe, Laisamis and Mwala/Lower Yatta) in three regions across the country

EMERGENCIES

- ✔ World Vision supported Health and WASH-related activities in Hagadera and Kambios Refugee Camps following an outbreak of Cholera.
- ✔ In April 2016, a residential building in Huruma, Soweto Area Programme in Nairobi County, collapsed. A total of 208 households were affected, 140 people rescued, two unaccounted for and 51 deaths recorded. World Vision Kenya donated food items and **120 family kits** valued at **1.5 million Kenya Shillings**, to the multi-agency rescue operation team and to persons affected in the collapse incident. World Vision Kenya worked closely with the local community Police, National Youth Service, Nairobi City Fire Services, Kenya Red Cross Society, National Disaster Management Unit, National



A refugee mother and child wait to receive support at temporary health facility at Kakuma Refugee Camp. | Photo/World Vision

Disaster Operation Centre, St John's Ambulance and Médecins Sans Frontières to respond to the disaster.

HIGHLIGHTS

In preparation for the 2017 General Elections, World Vision Kenya has been appointed to lead in Election preparedness in Marsabit- Isiolo cluster and coastal hubs to mitigate possible polls-associated-conflict.

Rapid response by World Vision Kenya to emergencies, is strengthened by continued efforts to build the capacity of staff, good partnership and by engagement, with interagency working groups and consortia. In FY16, the Food Assistance team was equipped on market assessment and analysis in stable and fragile contexts of programming and the approaches to adopt, when changes occur in market dynamics.

FINANCIAL SUMMARY

FY2016

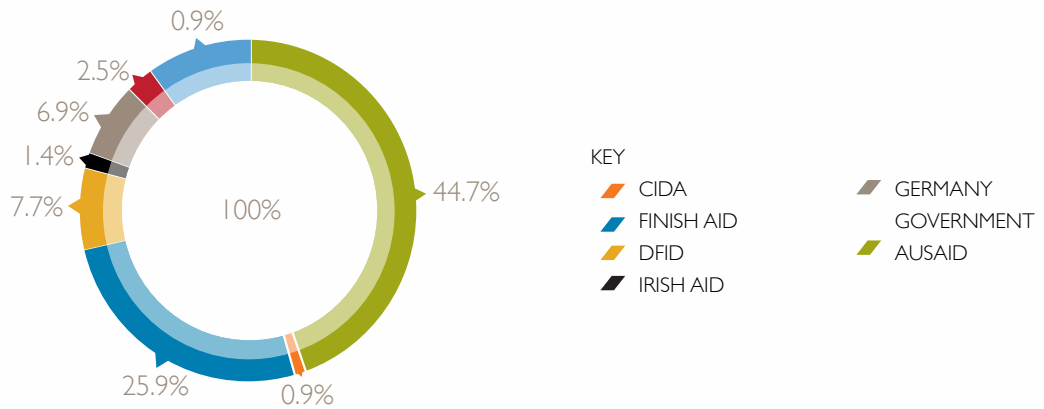
The charts below show the funds World Vision received in FY2016 (October 2015 to September 2015), and how these funds were spent.

World Vision Kenya's total budget in FY2016, was 78,267,472 US Dollars (cash, food resources, and donated products also known as Gifts-In-Kind (GIK)). The budget decreased by 6.8 per cent (6,209,834 US Dollars) in comparison to FY2015.

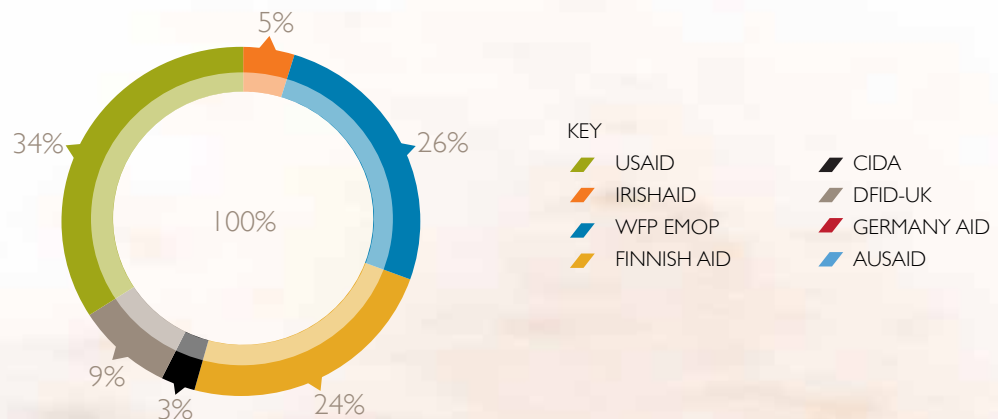
Grant portfolio for food assistance totalled 3,430,475 million US Dollars (food and cash).

The financial statements herein are presented in US Dollars, which is also World Vision's functional base currency. An exchange rate of 97.04 Kenya Shillings for 1.00 US Dollar can be used to obtain an approximate local currency equivalent.

PUBLIC & CORPORATE CASH GRANTS



PUBLIC & CORPORATE LOCAL DONATIONS



FY16 EXPENDITURE PER SECTOR



FY16 SUPPORT OFFICE COMMITMENTS (CASH AND GIFTS-IN-KIND)

SUPPORT OFFICE	Cash	Cash %	GIFT IN KIND	GIFT IN KIND %	Grand Total	Grand Total %
United States	15,882,183	24	3,480,910	12	19,363,093	23
Australia	7,426,504	11	10,085,921	35	17,512,425	21
Canada	3,647,373	5	9,594,704	33	13,242,077	16
Korea	6,477,716	10	-	0	6,477,716	8
Local Funding	8,068,773	12	-	0	8,068,773	10
Hong Kong	4,542,175	7	158,596	1	4,700,771	6
Germany	3,050,890	5	1,476,898	5	4,527,788	5
United Kingdom	2,468,771	4	1,115,611	4	3,584,382	4
Finland	2,528,234	4	-	0	2,528,234	3
Taiwan	152,766	0	1,619,816	6	1,772,582	2
Japan	1,175,392	2	-	0	1,175,392	1
New Zealand	92,055	0	814,106	3	906,161	1
Austria	-	0	364,359	1	364,359	0
Ireland	312,587	0	-	0	312,587	0
Other International Funding	303,564	0	-	0	303,564	0
Grand Total	56,128,983	0	28,710,921	0	84,839,904	0

FUNDING PARTNERS

"Without your enduring support, the achievements enumerated in this report might not have been realised. Thank you for believing in our ministry and its ability to transform the lives of vulnerable children and communities and for investing your resources, at times scarce, to this cause. We are grateful." - Dickens Thunde, National Director


PARTNERS



Global Affairs
Canada



John Templeton
Foundation



DONORS



ST. JOSEPH SHELTER OF HOPE
RESTORING HOPE AND HEALTH TO MANKIND



National Council For
Persons With Disabilities



UNHCR
The UN Refugee Agency



LEARN MORE: www.wvi.org/kenya

CONTACT: National Director
World Vision Kenya - Nairobi, Kenya
Tel. 254 732 126 100 | 254 711 086 000
E-mail: ww_kenya@wvi.org



like us
World Vision Kenya



follow us
@World VisionKE



like us
worldvisionke