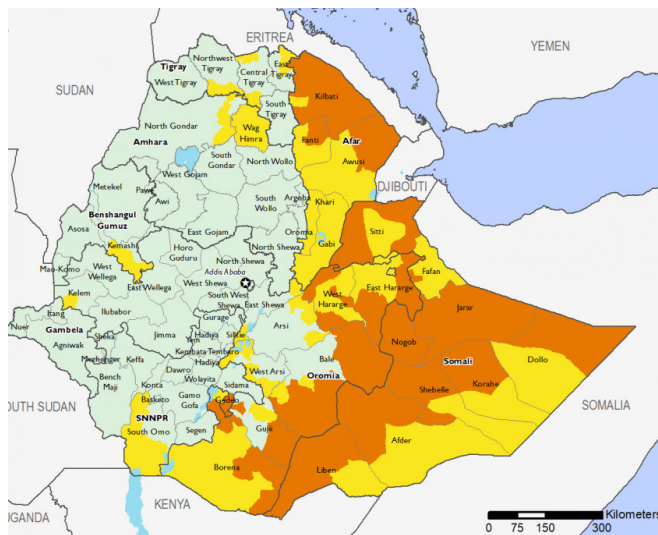


Key messages

- **Return of conflict induced IDPs:** More than 1.3 million IDPs have reportedly returned to their places of origin during the first phase of the Government's Strategic Plan to Address Internal Displacement and a costed Recovery/Rehabilitation Plan that was launched on 8 April 2019.
- **Flood Alert:** During the months of May and June 2019, 33 woredas (in seven regions) were affected by flood forcing 42,249 families to displacement, significant number of livestock death, and property damage including crop, houses, schools and other vital infrastructure throughout the country.
- **Health:** More than 400 cases of cholera have been reported in Ethiopia since 25 April, with at least 15 deaths (CFR 3.5%). The most affected region is Amhara, which accounts for approximately 47% of the total cases and 14 of the casualties. Cases have also been reported in Oromia and Tigray regions.
- **Food security outlook:** The overall 2019 Belg harvests are estimated to be below average in most Belg-producing areas of the country, due to delayed, erratically distributed, and below-average cumulative rains across Belg producing areas of Oromia, Tigray, SNNPR and Amhara. Poor households in northeastern Amhara, and East and West Hararghe of Oromia are likely to be in Crisis (IPC Phase 3) throughout the extended June to September 2019 lean season until harvests begin.
- **Fall Armyworm infestation (FAW):** FAW infestations have affected more than 1,159 hectares of maize in Benatsemay, North and South Arid of south Omo zone, 62 hectares, in North Shewa zone of Kewet Woreda of Amhara and 44 hectares of land in Limo Woreda of East Wollega of Oromia.

Food security outlook

October 2019 - January 2020



1: Minimal 2: Stressed 3: Crisis 4: Emergency 5: Famine

Gaps and needs

- The UN's aid appeal for Ethiopia called for \$1.31 billion for 2019, but is only a third funded halfway through the year.
- World vision Ethiopia has consolidated its 180 days response plan for the 2019 response. The plan requires US \$ 80.02 m and currently has a gap of US \$ 11.8 m (14%).

Humanitarian needs



8.86 million people in need of humanitarian assistance



4.2 million children in need of humanitarian assistance



6 million people in need of health assistance



5.9 million people are in need of nutrition assistance



7.3 million people in need of water, sanitation and hygiene assistance

NFI

3.4 million people are in need of shelter and non-food items

Funding needs

Food security & livelihoods



Health



Food assistance



Water, sanitation & hygiene



Protection



Education



Shelter and Non Food Items



TOTAL



● Funding received

● Funding gap

*All financial figures in US\$

Response highlights



WATER, SANITATION & HYGIENE

- Construction of 16 semi-permanent latrines, 2 shower rooms and one water point completed at Nedjo and Kersa districts and serving 14,329 IDPs and host community members.
- Distribution of WASH NFI: Jericans, buckets, washing basins, soaps, and sanitary pads) benefitted 19,300 IDPs/returnees in Gedeb district.



FOOD ASSISTANCE

Food Distribution: 108,244 beneficiaries from regular JEOP and 6,542 IDP received their food entitlement with regular JEOP program in Gedeo and Guji zones of SNNP and Oromia regional states.



SHELTER AND NON FOOD ITEMS

A project called "Gedeo-Guji IDP and Returnee Relief" funded by Global Alliance for the Right of Ethiopians (GAER) (US \$ 1.3 M) to benefit more than 10,000 returnee households with shelter has launched for Gedio-Guji IDP & returnee response.



HEALTH

- **Essential health care provided:** A total of 1,452 adults and 1,352 children under 5 years of age have received health care consultations.
- **AWD/Cholera outbreak response:** World Vision is providing technical support to Emergency Operation Center (EOC) and the health cluster as well as mobilizing internal resources to partially support the response financially to contribute to capacity building training, surveillance and community mobilization.



EDUCATION

Community facilitators recruited: 118 community facilitators were selected for forty three Temporary Learning Centres (TLCs). These include 39 TLCs for West Guji woreda and 4 TLCs for Gedeo Zones.



FOOD SECURITY AND LIVELIHOODS

- **Improved chicken distributed:** 30,000 chicken and 875 quintals of chicken feed distributed to 3,000 returnees and host community households in Kochera, Yergachefe, Bula Hora and Kercha woredas of Gedio and West Guji zones.
- **Improved sheep distributed:** 4,860 sheep distributed to targeted 2,930 households in Kochera, Yergachefe, Bula Hora and Kercha woredas of Gedio and West Guji zones.



PROTECTION

- **Life skill training:** 550 IDPs (boys and girls) in four project sites (Hera Lipitu, Dugo Bulchane, and Foge & Shara) of Bule Hora & Abaya Woreda trained on life skills to build their resilience and coping mechanism.
- **Family tracing:** So far, the project has identified 60 (26 girls) children for re-unification at four target Woredas. In this season, 7(5 Girls) children have unified with their family.
- **Psycho-social support provided:** psycho-social support awareness raising information to IDP returnee children and women through child friendly spaces conducted. So far, 5576 (2246 girls) children and 1,550 pregnant and lactating women also came to Child Friendly Space (CFS) and got awareness on different issues.

Response achievements

Reporting period June 01 - June 30, 2019



128,140
people reached
with food
assistance



66,497
children reached
with food
assistance



3,502
people reached
with
nutrition



738
children reached
with
nutrition



34,528
people reached
with food
security



18,434
children reached
with food
security



NFI
392,815
people reached
with essential relief
items



354,342
children reached
with essential relief
items



558,985
people reached
with humanitarian
assistance



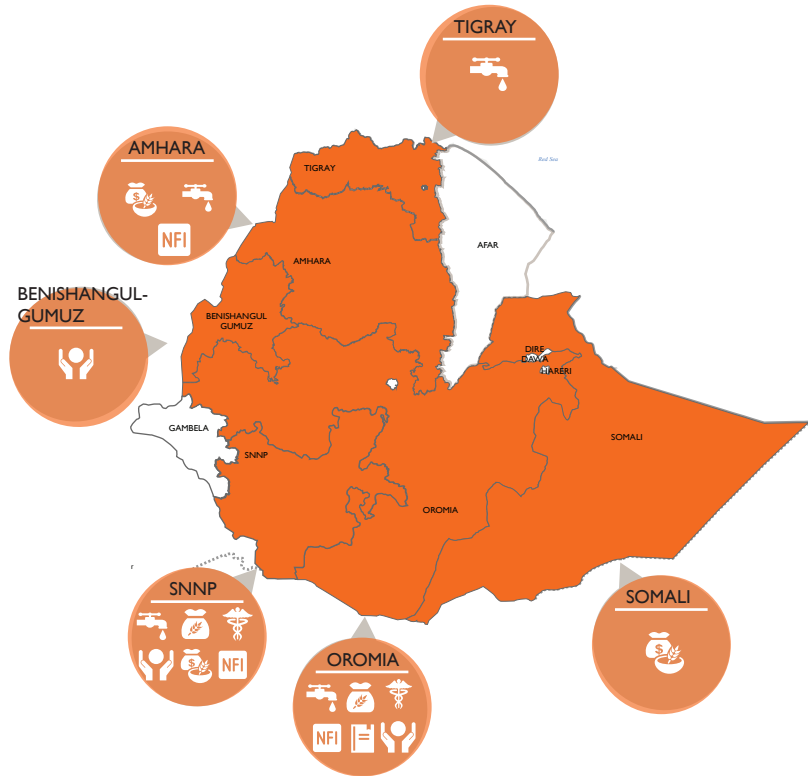
440,011
children reached
with humanitarian
assistance

ETHIOPIA

EAST AFRICA CHILDREN'S CRISIS SITUATION REPORT | JUNE 1 - JUNE 30, 2019

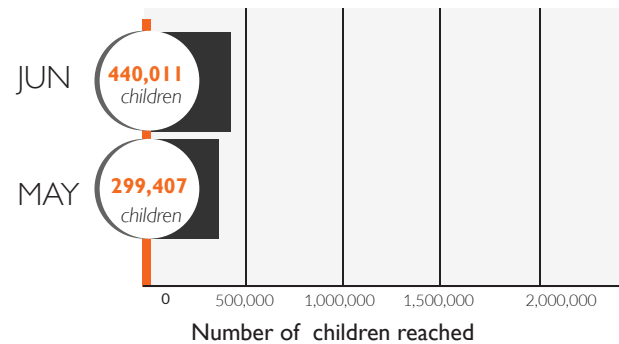
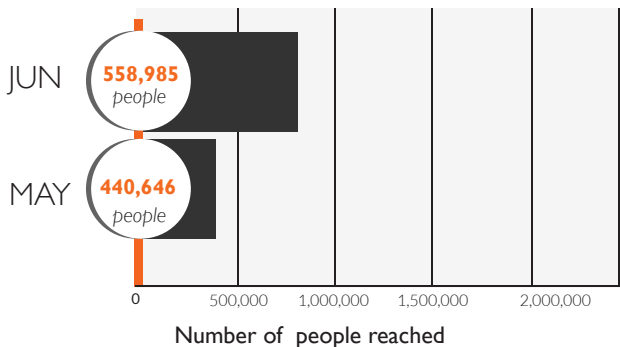


Response locations



- Response locations
- WASH
- Health
- Food security & livelihoods
- Education
- Food assistance
- Nutrition
- Protection
- Shelter and Non-food items

Monthly achievements



Primary contact information

Edward Brown
National Director
E-mail: edward_brown@wvi.org
Skype: fasteddyw

Samuel Tilahun
Head-Humanitarian & Emergency Affairs
E-mail: samuel_tilahun@wvi.org
Skype: samuel_tilahun

Kebede Gizachew Ayalew
Communications and External Relations Manager
E-mail: Kebede_GizacewAyalew@wvi.org
Skype: kebede.gizachew

Alex Whitney
Integrated Programs Director
E-mail: alex_whitney@wvi.org
Skype: AlexdaWhitney

National office donors & partners



World Vision

With donations from private individuals in Hong Kong, Germany, Canada, United States, Taiwan, Singapore and Ethiopia including contributions from World Vision Ethiopia staff members, WVUK, WVUS

The boundaries and names shown and the designations used on these maps do not imply official endorsement or acceptance by World Vision International

Creation date: 29 July 2019

Sources: UNOCHA, Government of Ethiopia, UNICEF, IOM, Reliefweb, Centre for Public Health Emergency Management.