

# Multi-Country Assessment SUMMARY REPORT

## Sudan Crisis and Migration Emergency Response (SCRAMER) Multi-country Assessment Report, April 2025 (Chad, CAR, Ethiopia, South Sudan, Sudan, Uganda)

This summary highlights the impacts of conflict on children, key challenges faced by households, humanitarian assistance, market access and financial service conditions, suggested solutions and future hopes across six countries. The information is based on data from **3,383** household surveys, **57** focus groups with a total of **617** participants, and **38** key informant interviews.



## Impact of Conflict on Children

The Sudan conflict has had a profound and multifaceted negative impact on children across the six countries. The conflict has led to shortages of food, water, medical care, and education, increased school dropouts, violence, trauma, displacement, and exploitation. Children face risks of disease, psychological trauma, and lack basic supplies. Girls are particularly vulnerable to violence and discrimination. Education is severely disrupted, impacting future prospects. Food scarcity is a major driver of negative coping mechanisms, including school dropout, increased stress, and family separation.



## Most Pressing Challenges

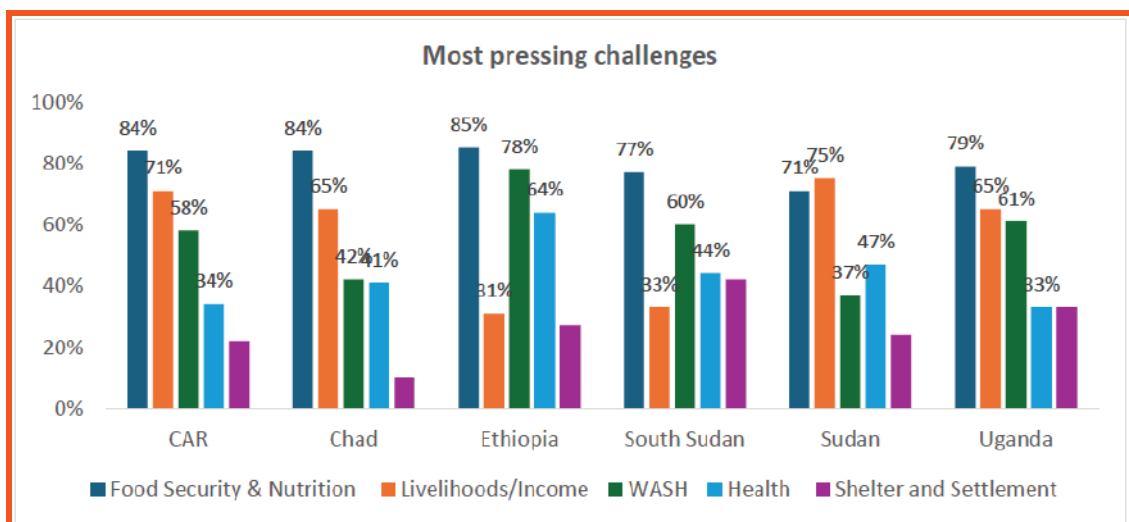


Figure 1. Most pressing challenges faced by households in six countries

The primary challenges faced by households across six countries, emphasizing areas such as food security and nutrition, livelihoods and income, water, sanitation, and hygiene (WASH), and health. A substantial majority of households in each country identify food security and nutrition as a critical concern. According to the Integrated Food Security Phase Classification (IPC), acute food insecurity persists at unprecedented levels throughout the region, with millions affected by Crisis, Emergency, or Catastrophe phases.

In Sudan, it is estimated that 24.6 million individuals (51 percent of the population) faced Crisis or worse (IPC Phase 3+) between October 2024 and May 2025, including 8.1 million in Emergency (Phase 4) and at least 638,000 in Catastrophe (Phase 5)<sup>1</sup>. For South Sudan, during the projected period from April to July 2025, approximately 7.69 million people (57 percent of the population analysed) are classified in IPC Phase 3 or above, including 2.53 million in Emergency (Phase 4) and 63,000 in Catastrophe (Phase 5)<sup>2</sup>.

Additionally, issues related to livelihoods and income significantly impact household capacity to meet basic needs. WASH challenges, including limited access to clean water and sanitation, are also prevalent. Furthermore, health concerns, often associated with inadequate infrastructure and restricted access to services, are significant across the surveyed populations. While shelter and settlement issues are present, they are generally perceived as less critical compared to the aforementioned challenges.

## Population Survey



**Food security** is the most pressing challenge across all groups (Figure 2). Refugees report the highest concern at **84%**, followed by host households at **73%**, returnees at **72%**, and internally displaced persons (IDPs) at **71%**.



**Health** concerns are relatively similar across groups, ranging from **42%** among refugees to **49%** among host households.



**Livelihoods** and income are particularly challenging for IDPs (**73%**) and returnees (**63%**), while WASH issues are most acute for refugees (**62%**) and host households (**53%**).



Specific for **food security**, the survey employed standardized tools such as the Household Hunger Scale (HHS), Food Consumption Scores (FCS), and Reduced Coping Strategy Index (rCSI) to assess food security and household hunger.



**Shelter and settlement** challenges are most significant for returnees (**35%**) and IDPs (**32%**), but less so for host households (**18%**) and refugees (**28%**). Overall, the data highlights that while food security is a universal concern, each group faces unique secondary challenges that require targeted interventions.

Specific for food security, the survey employed standardized tools such as the Household Hunger Scale (HHS), Food Consumption Scores (FCS), and Reduced Coping Strategy Index (rCSI) to assess food security and household hunger.



# Food security conditions across six countries.



**Sudan** exhibits the highest rate of severe hunger (38.73%) among all countries surveyed, with over half of the population (52.12%) experiencing moderate hunger



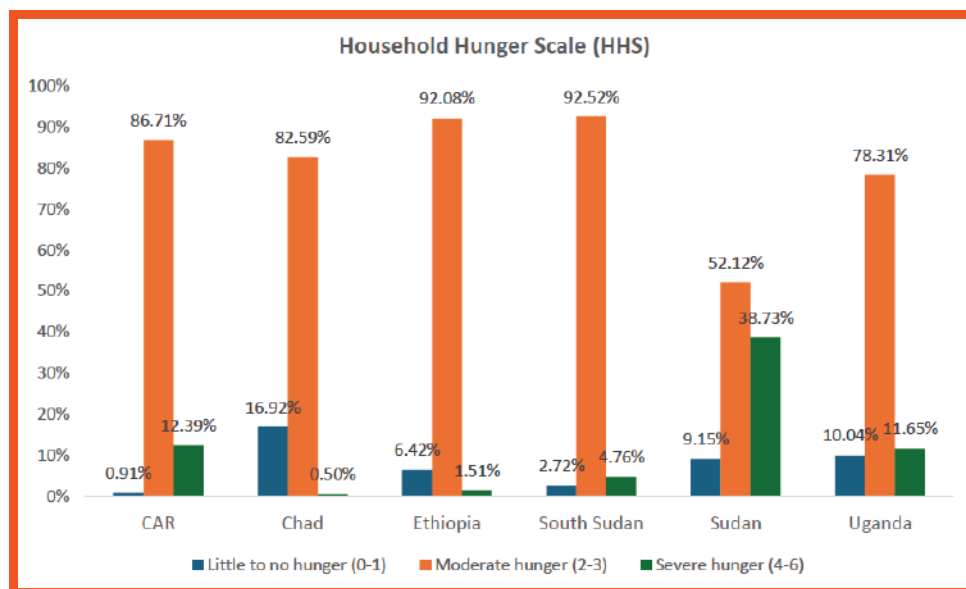
**Chad** reports the lowest severe hunger rate (0.50%) and the highest percentage of households with little to no hunger (16.92%).



**Ethiopia** and South Sudan display similar patterns, with over 92% of households experiencing moderate hunger and relatively lower severe hunger rates (1.51% and 4.76%, respectively).



**Chad** appears to be in a relatively better position despite having over 80% of its population experiencing some form of hunger.



In the **Central African Republic** (CAR), 0.91% of households experience little to no hunger, while 12.39% face severe hunger. Uganda faces moderate food security challenges, with 78.31% of households experiencing moderate hunger and 11.65% facing severe hunger. Overall, the data indicates that moderate hunger is the predominant condition across all six countries, with Sudan facing the most acute food security crisis.

Figure 3. HHS in six countries

## Food Consumption Score (FCS)

- The data highlights food consumption rates across the six countries, highlighting different patterns of food security challenges.
- Ethiopia demonstrates the most concerning food security situation with only 6.21% of households achieving acceptable food consumption levels (>35), while nearly half (48.82%) fall in the borderline category (21.5-35) and 44.97% show poor consumption (<21). In contrast, Uganda exhibits the strongest food security profile with 40.38% of households reaching acceptable consumption scores—the highest among all countries—while maintaining the lowest percentage of poor consumption (29.17%) alongside South Sudan.
- Sudan presents a polarized pattern with relatively high proportions at both extremes: 36.15% in the acceptable category but also 41.79% in the poor category, suggesting significant inequality in food access. South Sudan shows a more balanced distribution across categories with a slight concentration in the borderline range (36.16%). Both CAR and Chad display similar patterns with roughly one-third of households in each consumption category, though Chad has a slightly more favourable distribution with 35.54% in the acceptable range compared to CAR's 32.44%. Overall, the data indicates that Ethiopia faces the most severe food consumption challenges, while Uganda demonstrates relatively better food security outcomes across the region.

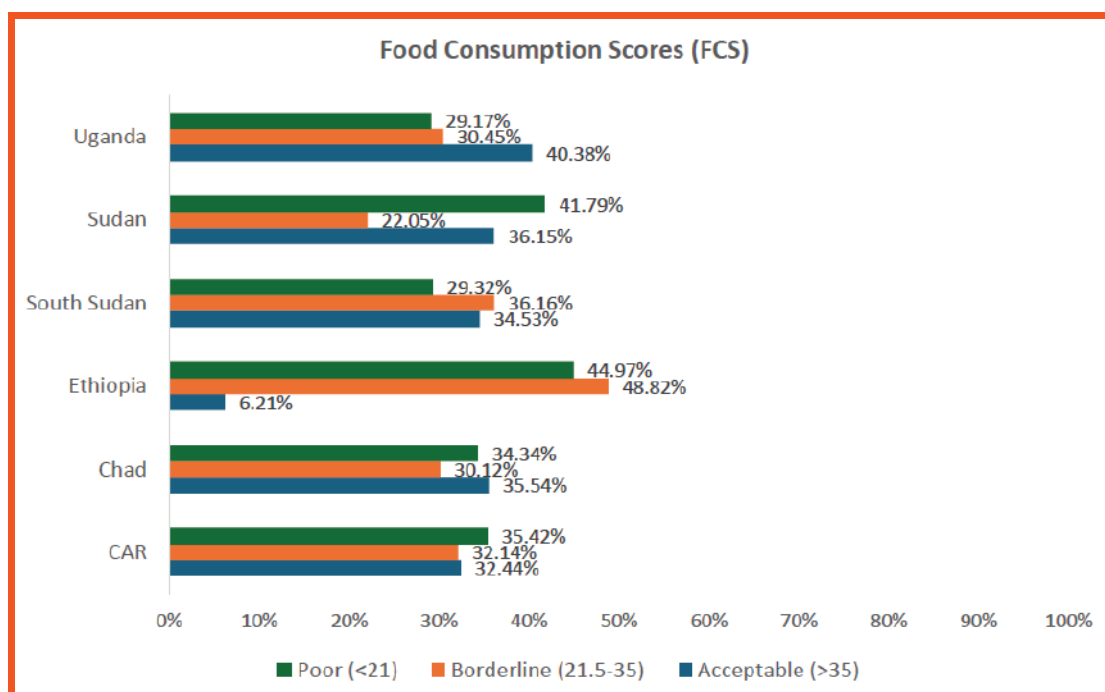


Figure 4. FCS in six countries

## Reduced Coping Strategy Index (rCSI)

- The data reveals widespread food insecurity across all countries, with the overwhelming majority of households employing high-level coping strategies to manage food shortages.
- Uganda exhibits the most severe situation with 89.10% of households scoring in the high category (>10), closely followed by CAR at 86.90%, indicating extensive use of negative coping mechanisms such as reducing meal sizes, skipping meals, or borrowing food in these countries. Ethiopia also shows significant stress with 80.18% of households in the high category.
- Chad, while still concerning, has the lowest proportion of households with high rCSI scores at 71.99%, yet compensates with the highest percentage of medium-range scores (23.19%), suggesting a slightly different pattern of coping behaviours. Particularly alarming is the minimal percentage of households experiencing no or low food stress (<4) across all countries, ranging from merely 0.89% in CAR to 5.14% in Sudan. This pattern indicates nearly universal food insecurity requiring coping strategies throughout the region, with CAR facing the most extreme situation where 99.11% of households must employ some level of coping mechanism. The data collectively portrays a region where food security challenges are pervasive and acute, with households consistently forced to adopt stress-induced coping behaviours to survive.

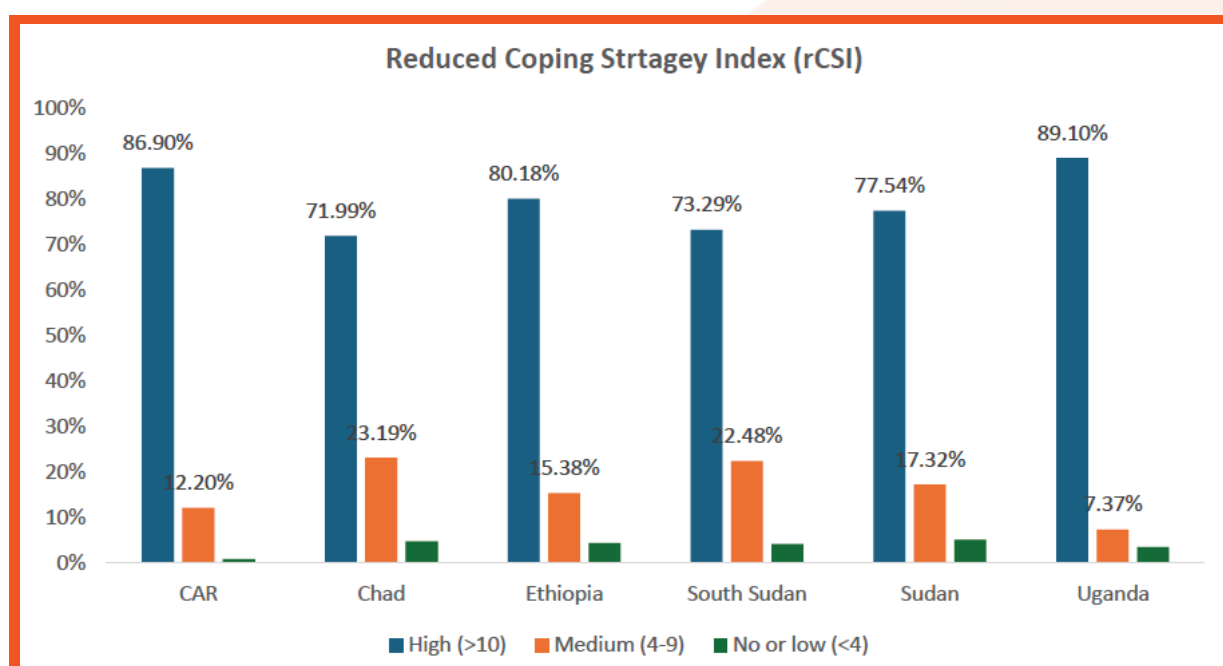


Figure 5. rCSI in six countries







## Market Access and Financial Services

The market situation across the surveyed countries presents significant challenges regarding both market access and financial services. High transportation costs and long distances are major barriers to market access in all countries. Safety concerns and limited transportation availability also contribute. While essential food and non-food items are generally available for a majority, significant portions of the population still face shortages.

Rising prices for both food and non-food items are a widespread concern. Regarding financial services, there is a general trend of limited access to formal banking across most countries. Mobile money adoption is higher in some contexts, particularly Uganda. Cash assistance is primarily provided by international and UN organisations, with limited government contributions, and a significant proportion of the population report not receiving any.

Figure 6 presents a striking contrast in financial inclusion across six countries, revealing significant variations in how populations access financial services.

Uganda stands out with an extraordinary 92.93% mobile money penetration rate, demonstrating how digital financial solutions have leapfrogged traditional banking infrastructure in the country. In contrast, Ethiopia shows a more balanced approach with stronger traditional banking metrics—36% of its population has bank accounts in microfinance institutions and 22.25% access banks or other financial institutions, while mobile money usage remains relatively low at 12.50%.

South Sudan exhibits an interesting pattern with a substantial mobile money adoption (32.17%) despite lower formal banking metrics. Sudan shows moderate adoption across all three categories, while Chad and the Central African Republic display concerning levels of financial exclusion across all metrics, with CAR having particularly low figures (4.49% mobile money usage, 0.25% bank access, and 0.50% MFI accounts). These disparities highlight how different national contexts, regulations, infrastructure, and economic conditions have shaped varying pathways to financial inclusion across East and West Africa, with mobile money emerging as a transformative solution in some markets while traditional banking remains the primary channel in others.

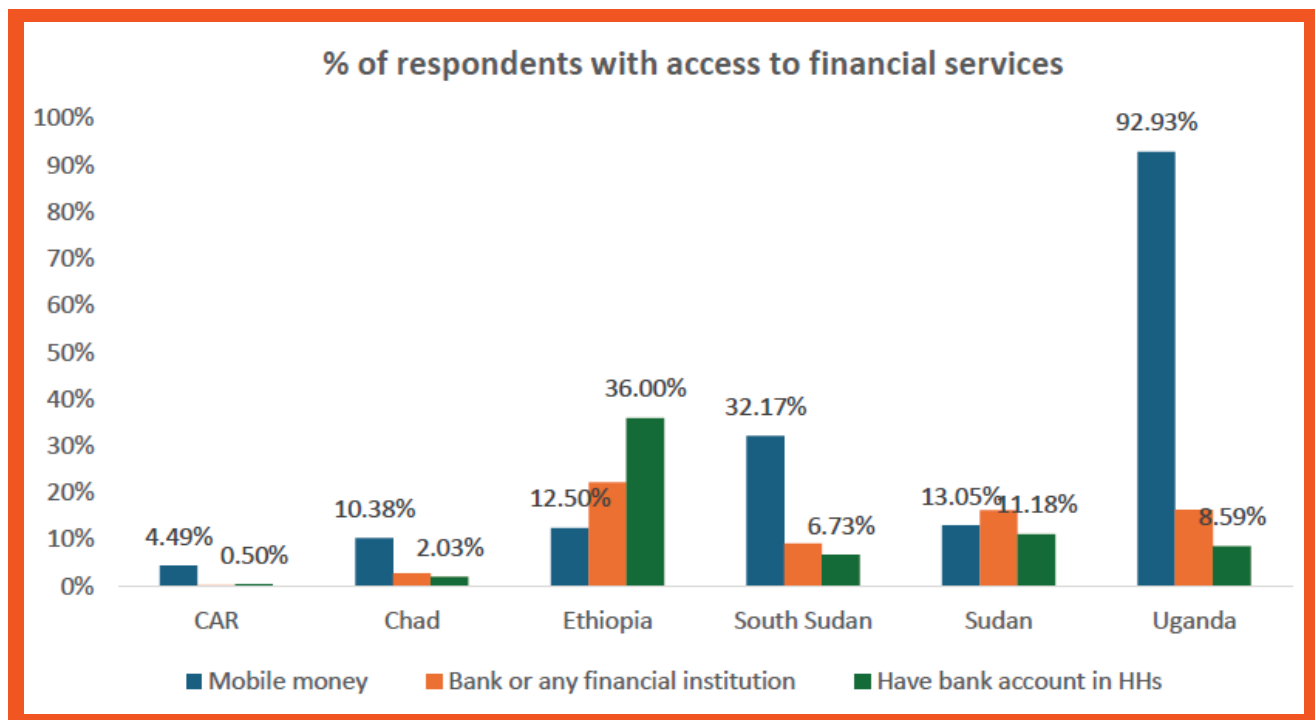


Figure 6. Percentage of respondents with access to financial services in six countries



# Humanitarian Aid and Challenges

Households across the surveyed countries receive humanitarian assistance primarily in the form of food aid, largely from NGOs, the government, and UN agencies. Other aid includes shelter, livelihood support, clean water, health services, and sanitation. However, the sources consistently highlight significant challenges related to the delivery and sufficiency of this aid. Key informants across all countries report that the aid provided is insufficient to meet the high needs.

There are also substantial gaps in coverage, with a considerable proportion of households reporting not receiving any aid in the past six months. Concerns about delivery are widespread, including insufficient aid for all entitled individuals, some groups not receiving aid, assistance not addressing actual needs, and disruptions due to conflict and logistical issues. Funding constraints, accessibility issues due to conflict and transportation, and coordination challenges further impede effective aid delivery.



## Suggested solutions and future hopes

The suggested solutions across six countries reveal a consistent emphasis on addressing basic needs and fostering resilience through a combination of immediate humanitarian aid and longer-term development initiatives. In terms of food security and nutrition, emergency food aid distribution is a top priority, closely followed by cash and voucher assistance (CVA) for food and the provision of agricultural inputs and training for farmers to enhance local production.

- To support livelihoods and income generation, the provision of capital is recommended, alongside vocational training and skill development programs.
- For WASH, ensuring access to safe drinking water is paramount, coupled with the provision of adequate sanitation facilities and hygiene kits.
- The health sector, setting up field hospitals or clinics and providing medical supplies and equipment are critical.
- Shelter and settlement solutions focus on emergency shelter provision and transitional housing support. Finally, protection needs are addressed through establishing child-friendly spaces and safe zones, providing financial support, and implementing gender-based violence (GBV) programs.

In CAR, hopes include rebuilding infrastructure, economic development, strengthened social cohesion, and increased psychosocial support. In Chad, refugees desire improved living conditions, better access to services, and professional opportunities for children. In Ethiopia, respondents hope for improved living conditions, education, peace, security. A return home for Sudanese refugees, along with continued humanitarian aid. South Sudanese communities aspire for the cessation of conflict, the return of refugees, and essential humanitarian aid, with optimism for the younger generation.

Sudanese express hope for an end to conflict, peace, stability, access to basic needs, and support for vulnerable groups. In Uganda, South Sudanese refugees envision ideal communities with access to resources, professional careers, and a return to South Sudan in peace.



## Recommendations

- **Implement multi-sectoral interventions** across education, protection, WASH, health, FSL, cash/voucher assistance, and mental health support with special focus on vulnerable population (e.g., children, people with disability)
- **Strengthen multi-country response plan** based on assessment findings and align as needed. Utilise the assessment findings in conjunction with the ENOUGH campaign. Apply findings for strategic positioning and consider joint advocacy efforts
- **Explore adaptive and triple nexus programming** to address root causes of conflict and poverty, integrating humanitarian, development, resilience and peacebuilding efforts to support communities beyond the conflict period
- **Improve or strengthen Accountability to Affected Population (AAP)** by prioritising their voice, incorporating their feedback into programme design, and ensuring actions are transparent and impactful
- **Advocate for humanitarian access** particularly in areas that remain inaccessible. Utilise the opportunity of cross-border operations from neighbouring countries to reach more people.
- **Strengthen coordination** with local structures and country-level INGO forums for partnership to reach more people and better programming (e.g., social cohesion)





**World Vision**  
SUDAN

**SCRAMER countries**

- Chad
- Central Africa Republic
- Ethiopia,
- South Sudan
- Sudan
- Uganda

[www.wvi.org/sudan](http://www.wvi.org/sudan)

**CONTACT**

**Simon Mane**

Email: [simon\\_mane@wvi.org](mailto:simon_mane@wvi.org)  
National Director & SCRAMER Response Director