

Ukraine Crisis Response | July 2025 Fact Sheet

World Vision Presence*

In Ukraine, an 11-year conflict that started in the east of the country in 2014 reached to dramatic escalation of the war since the Russian Federation's 24 February 2022 invasion. It has caused the world's fastest growing displacement crisis since World War II, leaving at least:

- 35.8 million Population living in Ukraine – 82% of total Ukrainian population before the conflict (43.5 million).
- 12.7 million People in need of humanitarian assistance in Ukraine – 35.7% of Population living in Ukraine.
- 5.7 million Refugees from Ukraine recorded across globally – 13% of total Ukrainian population before the conflict (43.5 million).
- 3.3 million Internally displaced people – 9% of Population living in Ukraine.

World Vision started working in Ukraine in March 2022 through 6 and now 3 active offices in Chernivtsi, Kyiv, Dnipro, which currently support aid efforts reaching conflict-affected people in 20 oblasts across Ukraine. WV UCR in Moldova concluded its operations as of 30 June 2025 and started its transition to the World Vision Romania – Moldova Branch to lead future development programming.



Ukraine Crisis Response Goal

The Ukrainian children, refugees and IDPs, as well as the host communities in Ukraine, Moldova, Romania, and Georgia have the support to overcome the humanitarian consequences of the war crisis.

UCR Strategic Objectives



1 Early recovery and economic development opportunities are created for IDP and refugee households, as well as host communities for improved and self-reliant livelihood.



2 Children, their families and communities benefit from enhanced social protection mechanisms and education opportunities in Ukraine and host countries.



3 Basic needs of vulnerable children, families and communities affected by the war are met in Ukraine and host countries.



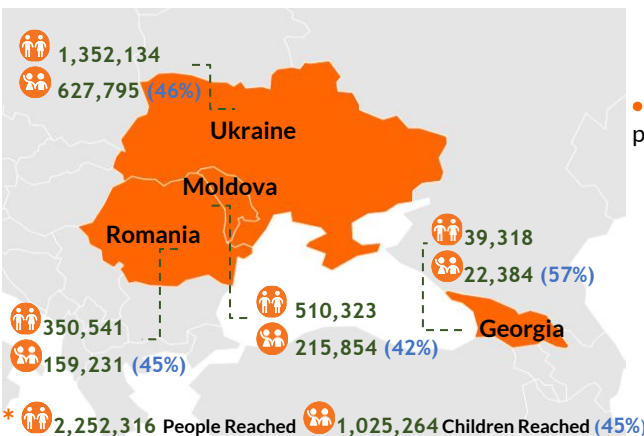
4 Equitable and complementary partnerships with national and local actors are encouraged and promoted to enable them take stronger leadership role in delivering the humanitarian response and managing the transition to rehabilitation and development.

In Ukraine, VisionFund started the medium- to long-term recovery and development via financing small and medium-sized businesses for further growth, opportunities to generate income and create new jobs. It is aimed to open new opportunities to strengthen and grow communities.

WV UCR Phase 1 Strategy 2022-2024 delivered an inclusive, need driven humanitarian assistance to refugees, IDPs, and the most vulnerable children and their families in Ukraine, Romania, Moldova, and Georgia.

WV UCR Phase 2 Strategy 2024-2026 continues the main Phase 1 directions by integrating humanitarian responses with early recovery and economic development interventions in joint programming with VisionFund, WV's microfinance subsidiary.

Close out of Moldova office is a part of World Vision's broader regional strategy to adapt to changes in the funding and to transition from emergency response to long-term development focusing on its response inside Ukraine.



World Vision UCR:

- July 2025 reporting period in a glance:

✓ children reached accounted for 43% of the overall people reached;

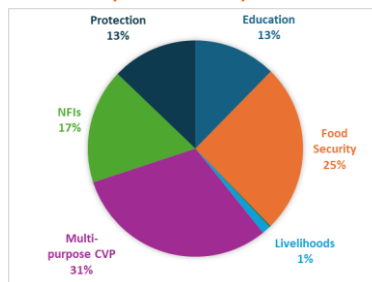
✓ 6,718 people reached across UCR, which accounts to 0.3% of the overall people reached to date;

✓ Ukraine – 2,058 (42% of which are children);






✓ Romania – 4,363 (44% are children);







✓ Georgia – 297 (42% are children).

People reached by Sector




















Ukraine Crisis Response Achievements

SO1: Early recovery and economic development opportunities		March 2022 - July 2025				Total
		Ukraine	Moldova	Romania	Georgia	
IDP and refugee households, as well as host communities have access to professional training/ TVET						
	# of people underwent professional training	15,173	5,453	5,931	3,740	30,297
	Overall rate, %	50%	18%	20%	12%	
	USD value of cash for training distributed	10,381	1,223,240	\$ -	0	1,233,622
	Overall rate, %	1%	99%	0%	0%	
IDP and refugee households, as well as host communities have access to financial literacy/ business development/ employability skills training opportunities						
	# of people underwent financial literacy/ business management/ employability training	1,283	0	0	0	1,283
	Overall rate, %	100%	0%	0%	0%	
IDP and refugee households, as well as host communities have access to funds and productive assets to start up or build up income sources						
	# of people received cash to start or develop a business	24	0	54	0	78
	Overall rate, %	31%	0%	69%	0%	
	USD amount spent in form of cash or productive asset/s	48,342	0	\$351,338	0	399,680
	Overall rate, %	12%	0%	88%	0%	

SO3: Basic needs		March 2022 - July 2025				Total
		Ukraine	Moldova	Romania	Georgia	
Households are supported with cash assistance (incl. support for winterization) to meet their immediate						
	# of people benefitting from cash assistance	216,993	423,700	58,036	16,854	715,583
	Overall rate, %	30%	59%	8%	2%	
	USD value of cash distributed	\$50,421,638	\$35,036,294	\$3,591,922	\$3,182,674	\$92,232,527
	Overall rate, %	55%	38%	4%	3%	
Households are supported with NFIs, food and water						
	# of people benefitting from food assistance	458,167	18,994	130,084	0	607,245
	Overall rate, %	75%	3%	21%	0%	
	MT of food assistance distributed	45,614.16	225.74	1,030.75	0.00	46,870.65
	Overall rate, %	97%	0%	2%	0%	
	# of people supported with NFIs	321,651	30,457	198,728	36	550,872
	Overall rate, %	58%	6%	36%	0%	
	# of NFI kits distributed	139,880	16,127	308,294	2,211	466,512
	Overall rate, %	30%	3%	66%	0%	

SO4: Partnerships with national and local actors		As of July 2025				Total
		Ukraine	Moldova	Romania	Georgia	
	# of WV UCR Active Local Partners	13	0	3	0	16
	Overall rate, %	81%	0%	19%	0%	
	Share of WVUCR Field Budget Allocated to NGO	33%	0%	6%	0%	21%

SO2: Enhanced social protection mechanisms and education		March 2022 - July 2025				Total
		Ukraine	Moldova	Romania	Georgia	
National child protection systems and structures are strengthened to ensure country-level protection mechanisms for vulnerable children						
	# of national/ local duty bearers' staff trained on CP topics	3,814	5,163	1,065	116	10,158
	Overall rate, %	38%	51%	10%	1%	
	# of state/non-state agency staff trained on case management	274	0	0	0	274
	Overall rate, %	100%	0%	0%	0%	
	# of case management handled within UCR programming	320	10	0	0	330
	Overall rate, %	97%	3%	0%	0%	
Children receive age-appropriate developmental and protection services						
	# of CFS operational new and maintained (active)	19	0	4	2	25
	Overall rate, %	76%	0%	16%	8%	
	# of children attending Child Friendly Spaces	89,507	10,272	22,466	3,215	125,460
	Overall rate, %	71%	8%	18%	3%	
	# of CFS faculty trained on CFS standards, CP-related topics	15	85	0	0	100
	Overall rate, %	15%	85%	0%	0%	
	# of people graduating from MHPSS service with a satisfactory result	18	0	0	0	18
	Overall rate, %	100%	0%	0%	0%	
	# of people reached by community resilient programming	7,782	0	0	0	7,782
	Overall rate, %	100%	0%	0%	0%	
	# of people participating in psychosocial support services	140,974	45,714	24,118	10,929	221,735
	Overall rate, %	64%	21%	11%	5%	
	\$ value of cash for protection distributed	\$694,698	\$449,734	\$107,180	\$231,753	\$1,483,365
	Overall rate, %	47%	30%	7%	16%	
	# of faith leaders participating in programming	1,040	0	0	0	1,040
	Overall rate, %	100%	0%	0%	0%	
Children enjoy positive relations at their families and schools						
	# of parents underwent positive parenting sessions	1,989	81	51	148	2,269
	Overall rate, %	88%	4%	2%	7%	
	# of school/center faculty trained on prevention of school-based violence	20	0	0	0	20
	Overall rate, %	100%	0%	0%	0%	
	# of people reached by WV community level programming on CP	656	0	0	0	656
	Overall rate, %	100%	0%	0%	0%	
	# of child protection actions implemented that prevent violence	50	0	0	0	50
	Overall rate, %	100%	0%	0%	0%	
Ukrainian children have improved access to education						
	# of teachers and educ.personnel receive trainings on MHPSS etc.	0	875	0	0	875
	Overall rate, %	0%	100%	0%	0%	
	# of children reached by education programming	241,988	19,810	12,769	4,930	279,497
	Overall rate, %	87%	7%	5%	2%	

Funding:

Inception March 2022 to date funding: US \$281.4 M		As of July 2025				Total UCR
		Ukraine	Moldova	Romania	Georgia	
	Active Funding	US \$18.6 M	US \$0	US \$1.6 M	US \$0.9 M	US \$21.1 M
	Overall rate, %	88%	0%	8%	4%	