

Urban Area Programme (AP)

Factsheet FY 21 to FY 25 Strategic Cycle



WORLD VISION INTERNATIONAL NEPAL'S STRATEGIC GOAL

TO IMPROVE THE WELLBEING OF 0.8 MILLION CHILDREN, IN PARTICULAR THE MOST VULNERABLE ONES

URBAN AP GOAL | To ensure the most vulnerable children and families are protected and have decent and viable livelihoods.

Sponsorship and Project Non-Sponsorship (PNS) Funding Projects and Budgets

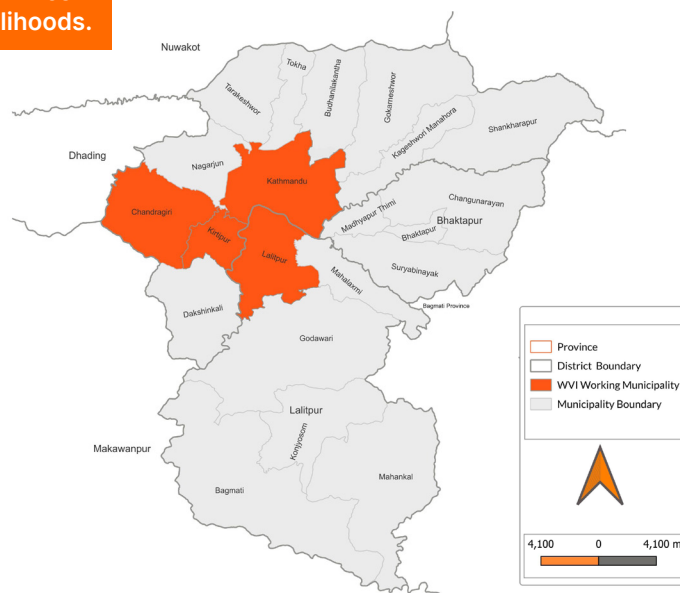
Protection, Community Engagement and Sponsorship plan (PCESP) Technical Project

Nutrition and Resilient Livelihoods (NRL) Technical Project

Building Resilience with Children in Kathmandu's Brick Kilns (BRICKK) Project

Protection of Children in Urban Kathmandu Metropolitan Ending Child labour, and Providing Decent Livelihood Opportunities to Their Parents (PROTECT) Project

Total Budget in **USD 4,961,150** including COVID-19 response and **USD 7,500** in People/Children with disabilities



Yearwise Budget in USD

FY2021	FY2022	FY2023	FY2024	FY2025
1,305,186	945,657	939,890	893,093	877,323

Programme Impact in number (Sponsorship and PNS projects)

20,353
Total people reached




7,408 (54%) Most Vulnerable Children reached	6,667 Adult reached	1,658 Men reached	5,009 Women reached
--	-------------------------------	-----------------------------	-------------------------------

Name of Metropolitan city and Municipality	Working wards
Kathmandu metropolitan city	Ward # 16
Lalitpur metropolitan city	Ward # 22
Kirtipur municipality	All 10 wards
Chandragiri municipality	All 15 wards

67 Children/People with disability reached	13,686 Children reached	6,884 Boys reached	6,802 Girls reached
--	-----------------------------------	------------------------------	-------------------------------

COVID-19 Emergency and Response (FY20 to FY 22)

163,210 Total people reached	139,837 Adult reached	75,228 Men reached	64,609 Women reached
11,724(50%) Most Vulnerable Children reached	23,373 Children reached	11,383 Boys reached	11,990 Girls reached

 722 Households supported with food items	 2,299 Children supported with learning package	 100 Hygiene kits	
50 Oxygen cylinder	35 PPE sets	25 Pulse oximeter	15 Thermal gun

Major achievements of Sponsorship and PNS Projects

Nutrition and Resilient Livelihoods

2,101 farmers/people from **112** producers and saving groups formed to strengthen knowledge and skills in local value chain development and financial accessibility.

1,076 farmers of producer groups capacitated to improve production and increase income.

579 most vulnerable families affected by disasters supported with skills-based training and business start-up materials.

494 individuals supported improving the business startup for alternative livelihood opportunities.

286 individuals capacitated with knowledge and skills of income generation.

217 farmers capacitated with knowledge and skills of climate resilient agriculture techniques.

163 most vulnerable families are trained in vocational training to promote economic development.

25 Disaster Risk Management (DRM) Committees formed at community level, ward level and local level and trained them to prepare for disasters and early warning systems.

Our progress in this strategic cycle

Proportion of Ultra Poor Group households where women report to taking part in household decision making, e.g. buying of an asset, improved by **25.06%**. (Baseline value 54.14, Endline value 79.20)

Number and Percentage of households with the means to save money using a bank or credit union, increased by **22.27%**. (Baseline value 71.93, Endline value 94.20)

Proportion of households with sufficient diet diversity, increased by **20.46%**. (Baseline value 67.64, Endline value 88.10)

Proportion of households who faced a disaster but were able to recover and now live at the level they did before, increased by **8.5%** (Baseline value 87.78, Endline value 96.28)

Proportion of women who report being involved in decisions on how to spend their income in the last three months, improved by **19.06%**. (Baseline value 76.84, Endline value 95.90)

96.4% of boys and girls reported having positive and peaceful relations with their Parent(s)/Caregiver(s) in Urban AP, whereas overall, **85.8%** of them reported from WVI Nepal's working areas.

93.5% of boys and girls reported having positive and peaceful relations with peers in Urban AP, whereas overall **77.8%** of them reported from WVI Nepal's working areas.

2.3% of urban adolescents reported experiencing physical attacks in the past 12 months, whereas overall, **7.1%** of them reported from WVI Nepal's working areas.

(Source: Baseline evaluation 2021, Endline evaluation 2025)

BRiCKK and PROTECT (PNS) projects

2,372 most vulnerable children supported with educational materials to continue their school education.

1,468 children of brick workers enrolled in Day care centers where nutritious food was provided. (**80%** of them in day care centers feel safer and protected in Final evaluation carried out in 2024 as compared to Baseline evaluation i.e. 64%)

521 households linked to Government Health Insurance scheme to minimize the occupational risk in the brick industries.

142 children who were engaged in child labour in the brick industries and other sectors reintegrated. (**60%** of them have continued their school education as per Final evaluation 2024.)

163 people from most vulnerable families provided vocational training to foster skilled workforce opportunities.

14 wards out of 15 were declared as child labour free in Chandragiri municipality.

6 policies, guidelines and plans developed and implemented at local level, which were supported by WVI Nepal.

Protection, Community Engagement and Sponsorship Plan

4,700 Registered Children (RC) sponsored in child sponsorship programme.

12 Micro projects implemented for meaningful participation of RC with the USD budget of **17,688**.

3,069 parents oriented on positive parenting to foster safer family environment for children.

1,993 adolescents from **67** Rupantaran groups trained on life and protective skills and engaged in the communities.

1,058 vulnerable children received need- based support through the reporting and referral (R&R) mechanism.

600 children and families provided with psycho-social support.

540 individuals supported to have access to government social protection schemes.

236 cases (**86** child labor, **7** child sexual abuse and **143** others) managed proactively and confidentially through the case management system.

38 most vulnerable children received critical health support with medical provisions.

13 policies, guidelines and plans developed and implemented at local and provincial levels, which were supported by WVI Nepal.

One Local Child Rights Committee (LCRC) and **11** Ward Child Rights Committees (WCRCs) are actively functioning and managing cases and referral system effectively.

11 club networks and **50** community level child clubs are empowered and engaged through different initiatives on child rights, protection and raising awareness.

Ward # 7 of Kirtipur Municipality declared Child Friendly Local Governance.

Support office:

World Vision Hong Kong

Partner NGO:

Child Development Society (CDS)
Good Neighbours Nepal (GNN)

Urban Programme Office

KC Tower, Kusunti
Lalitpur-13, Nepal
Phone: +977-1-5970877

For feedback

Toll free # 16600100014
NCELL # 9856046179
Email: npl_feedback@wvi.org