



World Vision
KENYA

IMPACT REPORT

2021
2025



LEARN MORE: wvi.org/Kenya





ABOUT US

World Vision is an international Christian relief, development and advocacy organisation dedicated to working with children, families and communities to overcome poverty and injustice.

We work alongside families and with local, national, and global partners, to enable children take an active role with their families in building lives free of need and full of promise. We speak the truth against injustice, and continuously challenge ourselves and others to do our utmost for those we serve.

World Vision has been working in Kenya since 1974, with our basic development model being the Area Programme (AP), which addresses context-specific development challenges affecting children and communities within a geographically defined community.

MISSION

World Vision is an international partnership of Christians, whose mission is to follow our Lord and Saviour Jesus Christ, in working with the poor and oppressed to promote human transformation, seek justice and bear witness to the good news of the kingdom of God.

VISION

Our vision for every child, life in all its fullness;
Our prayer for every heart, the will to make it so.

ASPIRATION

Our aspiration is to help ensure girls and boys:

- Enjoy good health
- Are educated
- Experience the love of God and their neighbors
- Are cared for, protected, and enabled to participate in efforts aimed at improving their lives

CORE VALUES

- We are Christian
- We value people
- We are partners
- We are committed to the poor
- We are stewards
- We are responsive

This Impact Report provides an overview of the work of World Vision in Kenya, from October 2021 to September 2025.

All currency figures are expressed in US Dollars unless stated otherwise.

Publication date: February 2026

**Editor: Susan Nyamai
Design & Layout: Teresia Mwaura & Boris Kinoti**

Photos: ©World Vision

For information about this publication please contact: wv_kenya@wvi.org

**National Director, World Vision Kenya
P.O. Box 50816-00200, Nairobi
Telephone: +254(0)732126100 | +254(0)711086000
Email: wv_kenya@wvi.org**



LEARN MORE: wvi.org/kenya



Table of Contents

4	ABOUT US
6	MESSAGE FROM THE BOARD CHAIR
8	MESSAGE FROM THE NATIONAL DIRECTOR
10	OUR STRATEGY (2026-2030)
11	OUR PRESENCE (FY2025)
12	2021-2025 AT A GLANCE
14	CHILD PROTECTION & PARTICIPATION
18	EDUCATION
22	FAITH & DEVELOPMENT
26	WATER, SANITATION & HYGIENE AND HEALTH (WASH)
32	LIVELIHOODS & CLIMATE RESILIENCE
38	EMERGENCY RESPONSE & HUMANITARIAN ASSISTANCE
45	PARTNERSHIPS & RESOURCE MOBILISATION
46	FINANCIAL REPORT (2021-2025)
50	BOARD MEMBERS & SENIOR LEADERSHIP

MESSAGE FROM THE BOARD CHAIR

On behalf of the World Vision Kenya Board of Directors, I am honored to present this impact report documenting the achievements of our 2021-2025 National Strategy. This five-year period tested our resilience as an organization and as a nation, yet through strategic partnerships and unwavering commitment to vulnerable children, we exceeded our goals and demonstrated the power of collaborative development.

Strategic Oversight and Governance

The Board provided strategic oversight, ensuring programmatic excellence, financial accountability, and adherence to the highest standards of child safeguarding and organizational integrity. We reviewed and approved annual plans, monitored performance against targets, and guided management through unprecedented challenges, including the COVID-19 pandemic and severe climate shocks.

Our governance framework prioritized transparency, with regular reporting to stakeholders, including the Government of Kenya, donors, partner communities, and the global World Vision Partnership. The Board's Audit, Risk and Finance Committee ensured prudent financial management of USD 453 million in resources, maintaining operational efficiency while maximizing programmatic impact.

Financial Stewardship and Scale

World Vision Kenya mobilized USD 453 million over the five-year period, channeling these resources toward child well-being programs across 37 counties. This financial stewardship enabled us to reach 4,580,407 people directly and contribute to improved outcomes for 9.4 million children through advocacy and systems strengthening.

Particularly significant was our environmental restoration work—688,008 hectares of degraded land restored through Farmer-Managed Natural Regeneration. This achievement positions World Vision Kenya as a leading implementer of nature-based climate solutions in Kenya, directly supporting Kenya's climate commitments.

Our savings group model mobilized 310,737 members who collectively saved over KES 2.4 billion, demonstrating that community-led financial inclusion creates lasting economic resilience. These households now withstand shocks, invest in children's education, and break cycles of poverty through locally controlled resources.

Partnership as Strategic Advantage

World Vision Kenya's value proposition to partners—government, donors, and the private sector—rests on proven delivery capacity, community trust built over 51 years of presence, and commitment to sustainable,

“ Our governance framework prioritized transparency, with regular reporting to stakeholders ”

locally-owned solutions. Our partnerships with county governments and national ministries enabled co-financing arrangements, policy alignment, and integration of our programs with government service delivery systems.

Strategic collaborations with multilateral, bilateral donors, and foundations allowed us to respond rapidly to emergencies while maintaining long-term development programming. When the La Niña drought displaced communities and threatened lives, our partnerships enabled us to provide food assistance to 800,000 people. When floods destroyed infrastructure, we rehabilitated 67 schools and restored learning for 28,000 children.

Our growing engagement with Kenya's private sector—mobilizing USD 2.1 million through corporate partnerships, employee giving, and shared value initiatives—demonstrates that business can be a powerful partner in child well-being when social impact aligns with corporate responsibility.

Commitment to Accountability

The Board takes our accountability to children, communities, donors, and the Kenyan public seriously. Every shilling entrusted to World Vision Kenya was used with integrity, transparency, and focus on maximizing impact. Our child safeguarding systems, financial controls, and programmatic monitoring met international standards while respecting local context and community ownership.

We subjected our work to independent evaluation, welcomed partner audits, and maintained open dialogue with government regulators. This accountability builds trust—the foundation of effective development partnership.

On behalf of the Board, I express deep gratitude to the Government of Kenya for its policy leadership and partnership, to our donors and corporate partners for their trust and resources, to communities for welcoming our presence and driving their own transformation, and to World Vision Kenya's leadership and staff for their dedication in often difficult circumstances.

As we implement the 2026-2030 strategy, the Board commits to continued strategic oversight, ensuring World Vision Kenya remains a trusted, effective partner in Kenya's development journey. Together, we will reach 13.3 million children with services, advocacy, and hope.



A handwritten signature in black ink, appearing to read 'D. Githanga', written in a cursive style.

Dr. David Githanga
Board Chair - World Vision Kenya

MESSAGE FROM THE NATIONAL DIRECTOR

It is with profound gratitude and renewed commitment that I present the World Vision Kenya 2021-2025 Impact Report. The past five years have been a journey of challenge, adaptation, and extraordinary impact—made possible by the dedication of our staff, the resilience of communities, and the trust of our partners. Our teams operated in some of Kenya’s most challenging contexts—arid lands facing recurrent drought, urban informal settlements marked by poverty and violence, conflict-affected regions where children fled schools, and remote areas where basic services remained inaccessible. Yet in these places, we witnessed transformation.

World Vision Kenya does not bring development to communities—we partner with communities who are already agents of their own transformation. Our role is to remove barriers, provide resources, build capacity, and amplify local solutions.

This approach manifested powerfully through our savings group model. We trained facilitators and provided initial guidance, but the 310,737 members of these groups mobilized their own resources—KES 2.4 billion saved without external grants. They determined their loan policies, elected their leaders, and designed their investment strategies. When we exit, these groups continue because communities own them.

Similarly, our faith and development work engaged 9,155 faith communities not as beneficiaries but as partners. Pastors, imams, and traditional leaders became advocates against harmful practices like female genital mutilation and child marriage. They resolved

3,000 conflicts through locally legitimate peacebuilding. They shifted community mindsets from dependency to dignity.

Responding to Crisis While Building Resilience

The 2021-2025 period confronted us with overlapping crises. The COVID-19 pandemic threatened health systems and livelihoods. The worst drought in four decades left 800,000 people dependent on emergency food assistance. El Niño floods destroyed homes, roads, and schools. Conflict displaced children and disrupted learning.

Our response demonstrated the power of integrated programming. When drought struck, we provided immediate food relief—but also distributed drought-resistant seeds, established savings groups for economic recovery, trained farmers in climate-smart agriculture, and advocated for long-term resilience investments. Emergency response became an opportunity to strengthen systems and build community capacity to withstand future shocks.

When floods damaged 67 schools, we didn’t simply rebuild classrooms. We rehabilitated infrastructure using climate-resilient designs, trained teachers in psychosocial support for traumatized children, established school feeding programs to encourage re-enrollment, and worked with county governments to integrate disaster risk reduction into education planning.

Our People, Our Strength

World Vision Kenya’s greatest asset is our staff—dedicated professionals working in difficult, often dangerous conditions, driven by commitment to children rather than comfort. They are the community facilitators who walk hours to remote villages, the emergency responders who deploy to drought zones, the engineers who design water systems, the educators

who train teachers, and the advocates who engage government officials.

I am deeply grateful for their service. Their technical excellence, cultural sensitivity, and personal sacrifice made every achievement in this report possible. As we transition to the 2026-2030 strategy, I am confident in their continued dedication to Kenya's children.

Moving Forward Together

The successes documented in this report—4,580,407 people reached, 688,008 hectares restored, 898,787 people with water access, 866,071 children with improved learning—are not endpoints but foundations. They prove what is possible when communities, government, donors, and organizations work together with shared purpose.

As we implement our 2026-2030 strategy targeting 13.3 million children, we carry forward lessons learned, relationships built, and systems strengthened during this period. We remain committed to partnership, accountability, innovation, and above all—to ensuring every Kenyan child experiences life in all its fullness.



**Our role is to
remove barriers,
provide resources,
build capacity,
and amplify local
solutions.**

A handwritten signature in black ink, appearing to read 'Gilbert Kamanga'.

Gilbert Kamanga

National Director - World Vision Kenya

OUR STRATEGY (2026-2030)

Building on five years of evidence-based programming and strengthened partnerships, World Vision Kenya’s 2026-2030 strategy targets 13.3 million children across 32 counties. The strategic framework focuses on seven interconnected priority areas, each addressing critical child wellbeing dimensions while strengthening systems for sustainable impact.

Goal:

By 2030, WVK will contribute to the sustained well-being of 13,300,000 children among whom 3,037,380 Most Vulnerable Children will be reached directly

OBJECTIVE 1



Children report an increased awareness of God’s love

OBJECTIVE 2



Children live in economically empowered households

OBJECTIVE 3



Children have sustainable access to water, sanitation and hygiene (WASH) and primary health care services

OBJECTIVE 4



Children live in a protective environment and have access to quality competency development opportunities

MINISTRY FUNDING



Pursue and grow non-traditional funding, diversify and sustain existing funding



Efficient utilisation and management of resources



Strengthen external engagements and partnerships

OPERATIONAL EXCELLENCE



Strengthened integration to enhance operational efficiency and program quality assurance



Enhanced governance enterprise risk management and compliance



Improved innovation and digital transformation for effective delivery of function and ministry interventions

PEOPLE, LEARNING & GROWTH



Strengthen a Christ centered culture for optimal staff care and well being

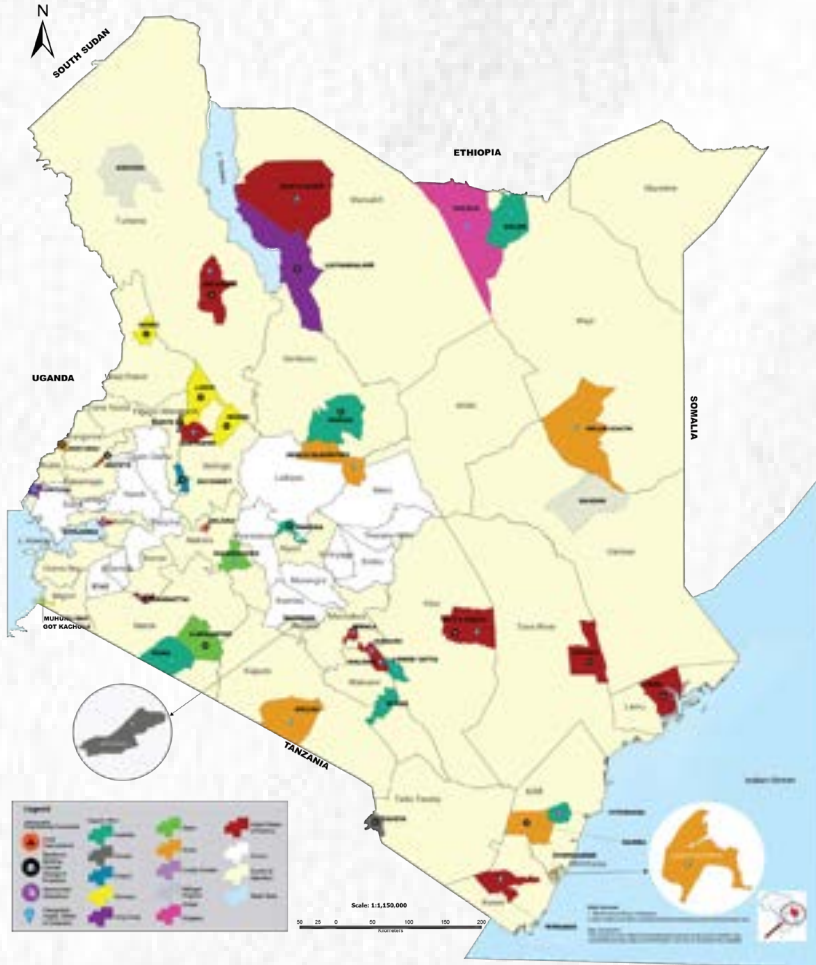


Building people organisational capabilities



Efficient Talent Acquisition, Talent Management & Succession Planning

OUR PRESENCE (FY2025)



EASTERN REGION

- Golbo – Marsabit County
- Isiolo–Oldonyiro – Isiolo County
- Loiyangalani – Marsabit County
- Lower Yatta Area – Kitui County
- Mtito Endau – Kitui County
- Mweiga – Nyeri County
- North Horr – Marsabit County
- Sololo – Marsabit County
- Wajir South – Wajir County
- Wamba – Samburu County
- Kibauni – Machakos County

REFUGEE CAMP

- Dadaab Refugee Camp – Garissa County
- Kakuma Refugee Camp – Turkana County

NORTHERN REGION

- Angurai – Busia County
- Bandaptai – Bomet County
- Bartabwa – Baringo County
- Funyula – Busia County
- Illaramatak – Narok County
- Kalapata – Turkana County
- Lokichar – Turkana County
- Kasei – West Pokot County
- Kiambogoko – Nakuru County
- Lokis – Baringo County
- Mara – Narok County
- Matete – Kakamega County
- Mondi – Baringo County
- Muhuru Bay – Migori County
- Ng’oswet – Elgeyo-Marakwet County
- Salgaa – Nakuru County
- Tunyo – Elgeyo Marakwet County
- Nyalenda – Kisumu County
- Bungoma County
- Trans Nzoia County

SOUTHERN REGION

- Bamba – Kilifi County
- Changamwe – Mombasa County
- Galole – Tana River County
- Kalawa – Makueni County
- Kinango – Kwale County
- Kitise Twaandu – Makueni County

- Lamu – Lamu County
- Vitengeni – Kilifi County
- Mathare Valley – Nairobi County
- Mwala – Machakos County
- Osiligi – Kajiado County
- Taveta – Taita Taveta County

key Highlights 2021 -2025



4,580,407
people reached through
direct programming:

2,626,747

children

Boys: **1,288,376** | Girls: **1,338,371**

1,953,660

adults

Men: **852,604** | Women: **1,101,056**



9.4 million

children reached through
advocacy and policy
change



1,418,043

Most Vulnerable Children
(54% of total children served)



58,000

People with disabilities
reached including
28,000 children & **30,000** adults



USD 453 Million
invested











CHILD PROTECTION & PARTICIPATION

World Vision Kenya strengthened child protection systems and promoted child participation through violence prevention programs, positive parenting initiatives, and faith-led advocacy to end harmful practices including female genital mutilation and child marriage.

Priority Outcome Indicators (2021-2025)

Impact Area	2021	2025	
Children reporting incidents of violence	42%	28%	
Parents using physical punishment	30.50%	22.30%	
Children who know where to report abuse	43.80%	68.80%	
Teachers using physical violence in schools	37.50%	29.50%	
Faith leaders actively promoting child safety	67%	92.60%	
Teenagers with positive parent-child relationships	39.10%	44.60%	

**This measurable impact is within WVK operational areas*

Key Achievements in Child Protection & Participation



1,270,000
children participated in
violence prevention initiatives



957,000
children engaged in spiritual nur-
ture activities



13,035
faith leaders trained on child
protection and community devel-
opment



Community members supporting
gender equitable attitudes
increased from 10.2% to 36.4%



3,000
conflict cases resolved through
faith-based peacebuilding inter-
ventions

When Fathers Lead with Love: Paul's Story of Transformation

In the Samburu community of Kenya, tradition has long dictated that fathers keep their distance from young children. Parenting, especially in the early years, has been regarded as a mother's responsibility.

Paul Lemagas once followed this tradition without question. "When children are born in our community, they are their mother's responsibility. A man does not come close to them," he says.

Paul is a father of ten. For many years, he left everything at home to his wife: raising the children, caring for the home, and making daily decisions. Like many other men in his village, he believed this was simply the way things were done. But deep down, he now admits, something was missing.



A Turning Point

Everything changed when Paul heard about a training being offered in his village as part of World Vision's Big Dream to End Child Marriage programme. The focus was on positive parenting and building stronger families.

"A facilitator came around and asked parents to register," Paul recalls. "When he explained what the training was about, I decided to join."

Of the 25 people who signed up, Paul was one of only two men. The rest were women. But that did not stop him. "My wife joined too. I did not feel out of place because I wanted to learn. I wanted to bring change to my family."

As the weeks went by, the training opened Paul's eyes. He began to reflect on his past choices. "I was deeply saddened to realise that the things I thought were normal were actually hurting my family," he says.

Paul had taken most of his children to school, but not all. Two of his children had been kept at home to look after livestock. "I learned that by doing that, I was taking away their right to education," he says quietly.





Taking Action

Paul took immediate action. World Vision, together with the local school, was running an accelerated learning programme for out-of-school children, and Paul enrolled his two children. The classes run twice a week in the afternoons, after the children finish grazing the animals. Over six months, they are learning basic literacy and numeracy skills, and once they catch up, they will join formal schooling.

Paul is committed to supporting them. “When the time comes, I will take over the livestock duties myself so that my children can focus on school,” he says.

The change in Paul has been evident, not just in his words, but in his daily actions. He now helps his wife with chores at home and takes care of their youngest daughter.

“She has bonded with me so much. When she sees me, she lifts her arms for me to hold her,” Paul says with a smile. “That never happened with my older children.”

Paul and his wife have also started growing crops and keeping bees. “We want to support our family in more ways, not just by relying on livestock,” he says. “We have planted on our small farm and set up beehives too.”

Inspiring Others

At first, Paul’s transformation raised eyebrows. Some of the other men in the village mocked him. But he stayed the course. And slowly, things started to shift.

“Now, some of them come to visit me. They want to hear how I changed,” he says. “I tell them what I learned.”

Paul hopes that by sharing his story, more fathers in Samburu will rethink their roles.

“I failed with my older children. Some are already married.

I wish I had gone through this training earlier. Maybe their lives would be different,” he says, his voice heavy with emotion. “But I have three daughters who are still young, and I am going to do my best for them. I will make sure they finish school and get married only when they are ready, at the right age and to husbands of their choice.”

Why It Matters

Paul’s story is a reminder of something simple but powerful: when fathers are involved, families are stronger.

Positive parenting is not just about love. It is about protection. It is one of the most effective ways to prevent child marriage and other harmful practices like female genital mutilation (FGM). In communities where fathers are engaged, children, especially girls, have a better chance of staying in school, reaching their potential, and living safe, healthy lives.

Through programmes like World Vision’s Big Dream to End Child Marriage, families like Paul’s are not just surviving. They are healing, growing, and building a better future.








EDUCATION

World Vision Kenya improved learning outcomes for children through teacher training in learner-centered pedagogy, establishment of reading clubs, provision of learning materials, and support for school infrastructure development.



Priority Outcome Indicators (2021-2025)

Impact Area	2021	2025	
Children with basic reading skills	22.3%	45.1%	
Children with basic math skills	25.5%	47.9%	
Students transitioning to secondary school	72.8%	86.4%	
School attendance rate	78.2%	91.5%	
Teacher-to-student ratio in target schools	1:58	1:42	

**This measurable impact is within WVK operational areas*

Key Achievements in Education



19,876

teachers trained in learner-centered teaching



67

schools received infrastructure support including classrooms, libraries, and water systems



856

reading clubs established reaching **34,240** children



487





schools received learning materials and equipment



FAITH & DEVELOPMENT

World Vision Kenya engaged faith communities as partners in community transformation, empowering religious leaders to address harmful cultural practices, facilitate peacebuilding, and shift mindsets from dependency to dignity through the Empowered Worldview approach.

Priority Outcome Indicators (2021-2025)

Impact Area	2021	2025	
Adolescents with positive relationships with their parents and peers	42%	28%	
Faith leaders taking action for child well-being	30.50%	22.30%	
Communities demonstrating positive mindset change	43.80%	68.80%	
Parents and caregivers trained in positive parenting practices	37.50%	29.50%	

**This measurable impact is within WVK operational areas*

Key Achievements in Faith and Development



9,155

faith communities engaged in community transformation initiatives



13,035

faith leaders trained on child protection and community development initiatives



3,000

conflict cases resolved through faith-based peacebuilding interventions








WATER, SANITATION & HYGIENE (WASH) AND HEALTH

World Vision Kenya improved access to safe water, sanitation facilities, and healthcare services while promoting hygiene practices and maternal-child health interventions to reduce waterborne diseases and improve health outcomes for vulnerable communities.



Priority Outcome Indicators (2021-2025)

Impact Area	2021	2025	
Children under 5 with diarrheal disease	21%	10.2%	
Households using basic sanitation facilities	45%	78%	
Communities with access to safe water within 1km	38%	72%	
Mothers receiving four or more antenatal care visits	51%	73%	
Births attended by skilled health workers	58%	82%	

**This measurable impact is within WVK operational areas*

Key Achievements in Water, Sanitation and Hygiene (WASH) and Health



898,787

people gained access to safe water, and diarrhoea disease in children under five was reduced by 68%



921,175

people reached with maternal and child health services and nutrition interventions



71,218

children under one year received age-appropriate immunization



654

communities certified as open defecation-free



97

educational facilities gained functional water sources

From Danger to Dignity: How Clean Water Transformed a Turkana Community

Every morning before dawn, Esther would gather with other women from Kainuk village, steeling themselves for the dangerous six-kilometer trek ahead. Their destination: a river deep in the forest—their only source of water. “We were always afraid,” recalls Esther, a mother of two. “But we had no choice.”

The forest path was a gauntlet of threats. Poisonous snakes, leopards, and crocodiles made every journey potentially fatal. “There were incidents where people were attacked by wild animals and even killed in their search for water,” Esther says quietly.

But wildlife wasn’t the only danger. Armed groups fueling inter-communal conflicts also operated in these areas. “When violence erupted, women became targets—attacked, raped, even killed as we fetched water. They knew we had no alternative.” And after risking everything, the water they collected was heavily polluted—a bitter irony that exposed their families to diarrhea and cholera, leading causes of child mortality in Kenya.

Today, Esther’s reality is transformed. Through World Vision Kenya’s water infrastructure programme, a borehole now stands in her community—one of multiple installations bringing clean water within reach of Turkana families. “When World Vision constructed this borehole, it was nothing short of a miracle,” Esther beams. “This water came near our homes and solved all the problems we faced.”

The impact extends far beyond convenience. Women like Esther have reclaimed hours once lost to dangerous water collection, redirecting that time toward their children and income-generating activities that strengthen household resilience. The borehole serves as a community hub, supplying water to households, a nearby school, and the local health facility. School attendance has surged, particularly among girls who previously spent their mornings fetching water instead of learning. Health indicators have improved dramatically as waterborne diseases decline.

Perhaps most significant: gender-based violence linked to water collection has been eliminated. Women no longer face the impossible choice between safety and survival. “Our lives have been changed in a big way,” Esther states simply.

Esther’s story represents World Vision Kenya’s comprehensive



approach to community transformation in Turkana County. By addressing the fundamental need for clean water, we create cascading benefits across health, education, economic empowerment, and protection—particularly for women and children. In 2021-2025, our WASH interventions reached 898,787 people across 23 counties, demonstrating that sustainable development begins with dignified access to life’s most basic necessity.







LIVELIHOODS & CLIMATE RESILIENCE

World Vision Kenya strengthened household resilience through climate-smart agriculture, environmental restoration, savings groups, and diversified livelihoods enabling communities to adapt to climate change while improving food security and household income.



Key Contributing Achievements in Livelihoods & Climate Resilience



688,008

hectares of degraded land restored through Farmer Managed Natural Regeneration (FMNR)



12 million

trees growing across 23 ASAL areas



310,737

members in savings groups mobilizing KES 2.4 billion



250,364

households engaged in climate-smart agriculture and value chain development



Household income increased by an average of 45% through diversified livelihoods

Priority Outcome Indicator (2021-2025)

Impact Area	2021	2025	
Households with sufficient food year-round	28%	67%	
Households with access to financial services	15%	52%	
Farmers adopting climate-smart agriculture practices	22%	71%	
Households with diversified income sources	31%	64%	
Women participating in household financial decisions	42%	76%	

**This measurable impact is within WVK operational areas*

Turning Barren Land into Abundance: One Family's FMNR Journey



Titus gripped his walking cane tightly as he began the seven-kilometer trek across Bomet County's hilly terrain. His leg condition made every step painful, but his livestock needed grazing land, and the barren plot surrounding his home in Bandaptai offered nothing. "I was always in so much pain and agony," he recalls. "I longed for a day when all this suffering would end."

That day came when World Vision introduced Titus to Farmer Managed Natural Regeneration (FMNR)—a low-cost technique that helps indigenous trees regenerate naturally through strategic pruning and protection. The concept seemed almost too simple: work with nature, not against it. Titus and his wife Damaris began identifying and nurturing existing tree stumps and root systems on their land, protecting young shoots from livestock damage and carefully pruning for optimal growth.

Within months, their barren plot began its transformation. As the trees flourished, so did the grass beneath them. For the first time, Titus's family had sufficient pasture right at home. The daily seven-kilometer ordeal ended. "I could finally spend time with my wife and children instead of suffering on that hill," Titus says. But the benefits multiplied beyond mobility. Better pasture meant



healthier livestock and increased milk production—boosting both nutrition and household income. The restored tree canopy created microclimates perfect for beekeeping, opening an entirely new revenue stream.

"The honey gives us good money, and we cannot even meet the demand," Titus shares proudly. "But before selling, I always reserve some for the family so we can all stay healthy." Damaris highlights another life-changing shift: "We used to walk long distances searching for firewood. Now we get it from our mini-forest, just a stone's throw from the house."

Nature-Based Solutions at Scale

Titus's story exemplifies FMNR's elegance: minimal investment, maximum impact. This farmer-led approach requires no expensive inputs—just knowledge, effort, and time. Yet it delivers across multiple development pillars simultaneously: food security, income diversification, climate resilience, gender equity, and environmental restoration.

Through World Vision Kenya's programming in FY21-25, thousands of households across Bandaptai and neighboring communities have adopted FMNR, restoring [insert hectares] of degraded land. The technique proves particularly valuable for vulnerable families like Titus's, where physical limitations or resource constraints make conventional farming methods challenging.

As climate change intensifies pressure on Kenya's agricultural communities, FMNR offers a proven, scalable pathway to resilience—



transforming landscapes, livelihoods, and lives, one tree at a time.

Impact Snapshot:

- Eliminated daily 14km round-trip journey for grazing
- Increased household income through milk and honey production
- Reduced women's labor burden (firewood collection)
- Enhanced climate resilience through ecosystem restoration
- Created replicable model for sustainable land management

“ We used to walk long distances searching for firewood. Now we get it from our mini-forest, just a stone's throw from the house. ”



EMERGENCY RESPONSE & HUMANITARIAN ASSISTANCE

World Vision Kenya responded to droughts, floods, and displacement crises by providing life-saving food assistance, water, shelter, health services, and protection support to vulnerable populations while building community resilience for future shocks.

Priority Outcome Indicators (2021-2025)

Impact Area	2021	2025	
Crisis-affected households with adequate food	12%	78%	
Displaced families with emergency shelter	23%	85%	
Emergency-affected communities with safe water access	31%	72%	
Children in emergencies receiving psychosocial support	8%	54%	
Emergency response time (from onset to intervention)	14 days	7 days	

**This measurable impact is within WVK operational areas*

Key Achievements in Emergency Response & Humanitarian Assistance



2,632,198 people reached with emergency assistance during droughts, floods, and displacement crises



438,679 households received cash transfers and food assistance during the 2021-2023 drought



42,000 refugee children in Kakuma and Dadaab camps reached with education and protection services



127,500 people assisted during 2024-2025 El Niño flooding in 12 counties



Emergency response time reduced from 14 days to **7 days** through prepositioning and early warning systems 1. COVID-19 Pandemic Response (2020-2022)



MAJOR EMERGENCY RESPONSES (2021-2025)

1. Covid - 19 Pandemic Response (2020 - 2022)

2.1 Million

People in 23 ASAL counties received food assistance

156,000

Households received hygiene kits (soap, masks, sanitizers)

890

Handwashing stations installed in communities and schools

1,200

Community Health Workers trained on COVID-19 response.



2. La Niña Drought Response (2020-2023)



800,000

people in 23 ASAL counties received food assistance

450,000

People accessed water through emergency water trucking and borehole rehabilitation

45,000

Children treated for acute malnutrition

120,000

Livestock treated through veterinary camps

3. El Niño Floods Response (2023-2024)

18,000

People in 8 counties (Garissa, Tana River, Kisumu, Homa Bay, Migori, Turkana, Baringo, Nairobi) received rapid response

125,000

People received emergency shelter materials

67

Schools rehabilitated, enabling 28,000 children to return to learning



4. Conflict Response (Ongoing)



114,050

Children affected by conflict in 22 counties received education support

4,454

Children displaced households received multi-purpose cash transfers

Peace dialogues facilitated in Baringo, West Pokot, Elgeyo Marakwet, Turkana

Rebuilding with Dignity: World Vision's Flood Response in Elgeyo Marakwet



The water came without warning. Peter woke to the sound of rushing water flooding his home in Endo ward, Elgeyo Marakwet County. In late 2024, El Niño-induced rains had triggered devastating floods across Kenya, and his community was now submerged. “We had to run for our lives,” Peter recalls. “We lost everything—our home, clothes, food, even my children’s school materials.”

Peter and his four children joined hundreds of families seeking refuge at a local school hastily converted into a displacement camp. They arrived with nothing—no blankets, no food, no sense of when normalcy might return. The physical loss was crushing, but the emotional toll cut deeper. “My youngest daughter wouldn’t stop crying. She kept asking when we could go home, but there was no home to go back to,” Peter shares, his voice still heavy with the memory.

Within 48 hours, World Vision Kenya’s emergency response team arrived on the ground, conducting rapid needs assessments and coordinating with county authorities to deliver life-saving assistance. Peter’s family received critical emergency supplies: tarpaulins for shelter, blankets against the cold, sleeping mats, and dignity kits. Clean water and ready-to-eat food rations addressed immediate survival needs during those first desperate days.

But World Vision’s approach went beyond basic relief. Recognizing that families know their needs best, the team provided multipurpose cash assistance once flood waters began receding. This dignity-



centered model empowered families to make their own recovery decisions. Peter used his cash transfer strategically: building materials to repair his damaged house, clothes for his children, and cooking utensils to restore family routines. He also purchased seeds and farming tools to restart agricultural activities—investing in recovery, not just relief.

For children traumatized by sudden displacement, World Vision established Child Friendly Spaces within the camp. These safe havens offered more than play—they provided structured psychosocial support to help young minds process catastrophic loss. “My daughter started smiling again when she could play with other children,” Peter notes. “The counselors helped them understand what happened and feel safe again.”

Building Back Better

Three months later, Peter’s family has returned home to a repaired house strategically built on elevated ground. They’ve planted kitchen gardens and participated in disaster preparedness training—practical knowledge that turns victims into survivors equipped to withstand future shocks. “We’re still recovering, but we’re much stronger now,” Peter reflects. “World Vision didn’t just help us survive—they helped us rebuild with dignity.”



Emergency Response at Scale

Peter's story represents one family among the 127,500 people World Vision Kenya reached across 12 counties during the 2024-2025 El Niño floods. Our integrated emergency response combined immediate life-saving assistance with longer-term recovery support, addressing both physical and psychosocial needs while strengthening community resilience against future climate shocks.

In a world where climate-related disasters are increasing in frequency and intensity, this response demonstrates World Vision Kenya's capacity to mobilize rapidly, coordinate effectively with government partners, and deliver dignified, community-centered humanitarian assistance when crisis strikes.

“World Vision didn't just help us survive—they helped us rebuild with dignity.”





FINANCIAL REPORT 2021-2025

World Vision Kenya's total funding in FY21-FY5 (October 2020 to September 2025) was US \$453,602,634 comprising Cash, Food resources, Donations, Gifts-in-Kind and Cash transfers. World Vision Kenya is grateful for the generous contribution by the Support Offices, Donors and Partners. Their resources supported in improving the well-being of most vulnerable children in Kenya. The financial statements herein

are presented in US Dollar, which is the World Vision's reporting currency. In 2025, WVK operated across 35 counties with Turkana receiving the highest investment in 2025 (US\$ 15.1m) due to ongoing humanitarian needs. The USA remained the Top support office (US\$27.8m). The Organization successfully diversified funding sources with private Non-Sponsorship increased to US\$ 23.3m, partially offsetting government grant reductions.

TABLE 1: FY21 - FY25 FUNDING OVERVIEW

FUNDING SOURCE (INCOME)						
FUND TYPE/ SOURCE	FY 2021	FY 2022	FY2023	FY2024	FY2025	TOTAL
Government	13,837,589	23,854,666	30,005,450	29,990,785	11,673,568	109,362,058
Multilateral	5,363,805	7,985,266	9,667,342	9,577,203	9,230,494	41,824,110
Private Non-Sponsorship	9,802,128	11,471,298	17,451,972	20,566,951	23,234,574	82,526,923
World Vision Sponsorship	21,903,899	22,841,323	24,417,020	23,529,435	22,650,990	115,342,667
Sub Total - Cash Budget	50,907,421	66,152,553	81,541,784	83,664,374	66,789,626	349,055,758
Gifts-In-Kind & Cash Transfers	17,061,246	20,551,567	45,054,784	17,547,092	4,332,140	104,546,876
GRAND TOTAL	67,968,667	86,704,120	126,596,615	101,211,466	71,121,766	453,602,634

TABLE 2: FY21 - FY25 FUNDING BY SECTORS

Sectors	FY 2021		FY 2022		FY 2023	
	Income	Expenditure	Income	Expenditure	Income	Expenditure
Child Labour and Household	9,082,401	6,313,428	11,217,108	9,208,434	18,415,659	13,901,050
Child Protection and participation	3,447,939	2,919,316	4,505,641	3,965,470	6,405,378	5,894,181
Disaster Management	17,589,979	23,089,220	26,088,734	24,657,932	52,846,079	52,846,079
Integrated Health and WASH	12,607,528	9,550,363	20,571,538	19,476,612	25,562,405	23,117,303
WVK National CESP Technical	19,690,541	18,466,025	17,960,419	15,298,838	16,515,706	14,858,899
Administrative Costs	5,550,279	4,430,804	6,360,679	5,477,981	6,714,154	5,700,769
TOTAL	67,968,667	64,769,156	86,704,120	78,085,266	126,596,615	116,318,282



FY 2024		FY 2025		Total	
Income	Expenditure	Income	Expenditure	Income	Expenditure
21,117,601	20,509,411	16,977,073	16,200,678	76,869,842	66,133,001
6,533,391	5,317,583	8,129,297	8,242,510	29,021,646	26,339,061
25,666,483	25,153,552	6,750,167	6,750,167	129,212,809	132,496,950
24,688,804	23,604,963	14,182,278	14,182,278	97,993,827	89,931,519
14,497,088	14,497,088	15,753,817	15,753,817	87,864,385	78,874,667
5,252,495	5,252,495	5,433,662	5,433,662	32,640,125	26,295,711
94,335,093	94,335,093	71,121,766	66,563,111	453,602,634	420,070,908



TABLE 3: FY25 FINANCIAL SUMMARY

TOTAL FUNDING BY SUPPORTING OFFICE		
Support Office	Cash + Gift In Kind (GIK) Budget	%
United States	142,655,139	31.4%
Australia	81,386,738	17.9%
Korea	48,122,690	10.6%
Local Funding	61,082,252	13.5%
Canada	38,559,167	8.5%
Germany	24,218,001	5.3%
HongKong	12,624,171	2.8%
Japan	10,054,900	2.2%
United Kingdom	4,760,145	1.0%
Finland	6,950,936	1.5%
Italy	4,159,034	0.9%
Singapore	809,662	0.2%
Netherlands	965,462	0.2%
France	683,440	0.2%
Taiwan	8,958,349	2.0%
Switzerland	3,447,793	0.8%
Global Center	160,000	0.04%
New Zealand	2,987,038	0.7%
Spain	10,615	0.001%
Ireland	1,004,554	0.2%
Austria	2,548	0.001%
TOTAL	453,602,634	100%



FY 2025 INVESTMENT IN THE COUNTIES

COUNTY	FOCUS AREA	FY 2025 Expenditure
Baringo	Agriculture and Food Security,Child Protection,Economic Development,Education& Lifeskills,Health& Nutrition,Natural Enciroment & Climate Issues and Water &Sanitation.	3,579,493
Bomet	Agriculture and Food Security,Community Engagement ,Child Protection,Education& Lifeskills and Water &Sanitation.	1,357,791
Busia	Agriculture and Food Security,Community Engagement,Emergency Response,Education& Lifeskills,Health& Nutrition,Natural Enciroment & Climate Issues and Water &Sanitation.	1,832,941
Elegeyo Marakwet	Agriculture and Food Security,Child Preotection,Community Engagement,Economic Development,Health& Nutrition,Natural Enciroment & Climate Issues.	6,418,547
Garissa	Agriculture ,Food Security and Emergency Response	628,240
Homabay	Agriculture and Food Security,Education &Lifeskills,Community Engagement,Emergency response,Natural Enviroment & Climate Issues,Water &Sanitation .	2, 373,998
Isiolo	Agriculture and Food Security,Education &Lifeskills,Community Engagement,Economic DevelopmentEmergency response,Natural Enviroment & Climate Issues,Water Sanitation .	1,812,869
Kajiado	Community Engagement,Economic Development,Health &NutritionmNatural Environment & Climate Issues,Water and Sanitation,Natural Environment & Climate,Water and Sanitation Issues	1,477,257
Kakamega	Community Engagement,Education and Life Skills,Education and Life Skills,Child Protection,Agric-ulture and Food Security	3,129,720
Kiambu	Health, Child protection	1,573,474
Kilifi	Agriculture and Food Security,Natural Environment & Climate Issues,Water and Sanitation,Edu-cation and Life Skills,Emergency Response,Health &Nutrition	2,048,883
Kisumu	Community Engagement, WASH,Livelihood and Resilience	109,214
Kitui	Emergency Response,Community Engagement,Water and Sanitation,Health &Nutrition,Educa-tion and Life Skills	1,986,052
Kwale	Community Engagement,Natural Environment & Climate Issues,Water and Sanitation	1,751,638
Lamu	Community Engagement,Agriculture and Food Security,Education and Life Skills,Child Protection and Emergency Response	608,153
Machakos	Community Engagement,Water and Sanitation.	810,236
Makueni	Community Engagement,Water and Sanitation,Agriculture and Food Security,Natural Environ-ment & Climate Issues and Christian Commitment	2,306,167
Mandera	Livelihood & Resillience;Emergency Response	275,082
Marsabit	Community Engagement,Emergency Response,Agriculture and Food Security,Natural Environ-ment & Climate Issues,Water and Sanitation,Education and Life Skills and Child Protection	2,729,637

Migori	Child Protection,community engagement,Economic Developmet,Natural Environment & Climate Issues and Faith &Development	1,320,105
Mombasa	Community engagement,Agriculture and Food Security,Education &Lifeskills	591,902
Nairobi	Health &Nutrition,Agriculture and Food Security,Emergency Response,Community Engage-ment,Water and Sanitation,Faith & Development Economic Development and Education and Life Skills	3,172,312
Nakuru	Community Engagement,Economic Development,Health &NutritionmNatural Environment & Climate Issues,Water and Sanitation	1,486,369
Narok	Community Engagement,Agriculture and Food Security,Child Protection,Economic Develop-ment,Education& Lifeskills,Health& Nutrition,Natural Enciroment & Climate Issues and Water &Sanitation.	2,586,569
Nyeri	Community Engagement,Agriculture and Food Security,Christian Commitment	447,769
Samburu	Community Engagement,Child Protection,Water and Sanitation,Health &Nutrition	773,200
Taita Taveta	Community Engagement, Cover, Protection & Education, Water,Sanitation and Hygiene	824,889
Tana River	Community Engagement,Emergency Response, Health& Nutrition	720,142
Trans Nzoia	Health,Enviroment,Water	65,366
Turkana	Community Engagement;Emergency Response,Agriculture and Food Security,Education & Protection;Health & Nutrition;Natural Environment & Climate Issues;Water,Sanitation and Hy-giene,Peacebuilding,Christian Commitments and child Protection	15,093,226
Wajir	Community Engagement,Health &Nutrition,Water and Sanitation,Emergency Response	1,338,488
West Pokot	Community Engagement;Education & Protection;Natural Environment & Climate Issues;Wa-ter,Sanitation and Hygiene	1,333,384
GRAND TOTAL		66,563,111

BOARD MEMBERS & SENIOR LEADERSHIP

World Vision Kenya Board Members Financial Year 2025



World Vision Kenya Senior Leadership Team Financial Year 2025



Thank you to our Partners

World Vision Kenya's impact is made possible through the generous support and collaboration of our partners. We extend our deepest gratitude to:



KOICA



香港特別行政區政府
教育局
The Government of the Hong Kong
Special Administrative Region



**FINNISH
GOVERNMENT**



**Global
EverGreening
Alliance**



GÖPPINGEN

Hohenstaufenstadt



**Federal Ministry
for Economic Cooperation
and Development**



**World Food
Programme**



**Aktion
Deutschland Hilft**
Bündnis deutscher Hilfsorganisationen



**imago
dei
fund**



**IOM
UN MIGRATION**



AMREF
Flying Doctors



**Te Kāwanatanga o Aotearoa
New Zealand Government**



**Barrett
Foundation, Inc.**
Leading Organizations for Women and Children



**United Nations Entity for Gender Equality
and the Empowerment of Women**

Thank you to our Partners



UNITY OF UNLIMITED OPPORTUNITIES





IMPACT | 2021 REPORT | 2025

WORLD VISION KENYA NATIONAL
OFFICE
Karen, Nairobi

P.O. Box 50816-00200
Nairobi, Kenya




LEARN MORE: wvi.org/Kenya

 World Vision Kenya

 World Vision Kenya

 World Vision_Kenya

 World Vision Kenya

 @WorldVisionKE