

# Ethiopia - Situation Report

Country	Year	Month
Ethiopia	2018	December

## Key Messages

- Deyr/Hagaya seasonal rainfall: The usual rain in October to December in southern pastoral areas has been below average, and has been also erratic in temporal and spatial distribution. Southeastern pastoral areas continue to recover from drought in 2016 and 2017 and will remain in Crisis (IPC Phase 3) through at least May 2019
- Meher harvest: Meher harvests are generally average throughout much of the country. Over parts of eastern Oromia, southern Tigray, eastern Amhara, and northern SNNPR, however, rainfall was below-average, leading to reduced production. Stressed (IPC Phase 2) and Crisis (IPC Phase 3) outcomes are expected in affected areas, as well as in many northern pastoral areas . Some 8 million people are projected to continue to receive humanitarian assistance in 2019, requiring US\$1.2 billion
- Intercommunal conflict impact on food security: While the country continues to respond to the needs of drought affected populations, large populations are also displaced by conflict throughout the country (at least 2.4 million). Areas where intercommunal clashes are having the most significant impact on food security outcomes include parts of Oromia, SNNPR, Somali, and Benishangul Gumuz regions.
- Benishangul Gumuz IDP rapid response plan: Humanitarian partners, together with Government, have finalized an operational plan which seeks US \$ 25.5 million for a rapid response to address urgent life-saving needs of people displaced by inter-communal violence in Benishangul Gumuz region since late September 2018.
- Health and Nutrition: Prevalent of outbreaks of acute watery diarrhea (AWD), Measles and Yellow fever has been a pending public health problems in the month of December, 2018, the case of AWD and yellow fever show significant decline where as new measles cases reported from Somali, Addis Abeba, SNNPR and Amhara.



## Gaps and needs

- The complex emergency context as an effect of poor harvests and inter-communal conflict is increasing need across the country. 8 million people are projected to continue to receive humanitarian assistance in 2019, requiring US\$1.2 billion. The same picture is reflected for WVE operation areas.

# Ethiopia - Situation Report



## WHAT WORLD VISION IS DOING



### Food Security and Livelihoods

- In Goro woreda of Oromia World Vision distributed emergency seed to more than 300 farmers.
- Recovery response: 15,000 corrugated iron sheets, 1,000 sheep, 500 chicken with 250 quintals of chicken feed, and different vegetable seeds were distributed to target 500 returnee households in Yirgachefa woreda of SNNP.



### Water, sanitation & hygiene

- Training: 30 Health Extension Workers from Kochera and Gedeb woredas of SNNP were trained as trainers of good hygiene.
- VIP latrine construction: 4 VIP latrines were completed at Boji and Jaldo Primary schools of Kochere woreda.
- 7,406 washing basins were distributed to IDP households of Kochera and Bulahora woredas of SNNP and Oromia regions respectively.



### Nutrition

- Over 300 government health staff ( HEWs, HWs) of Jeju, Kochere, Gedeb and Dilla Zuria woredas were trained on Maternal, Infant, and Young Child Nutrition (MIYCN), Mapping and Targeting” of eligible children and PLW for Nutrition programs, TFP Coaching skill and IYCF-e .
- 2,246 children (6-59 Months) benefited from targeted feeding in Habro woreda of Oromia. Moreover, technical assistant given to Dilla Zuria woreda Health and Disaster Risk Management offices on TSFP (RUSF) distribution for 325 pregnant and lactating women and 474 children 6-59 months.



### Health

- Medicines and supplies purchased: WV Purchased and distributed essential medicines and medical supplies worth of US \$ 4,000 for IDPs in West Wollega woreda of Oromia. An estimated 4,000 beneficiaries are expected to be reached through these supplies.

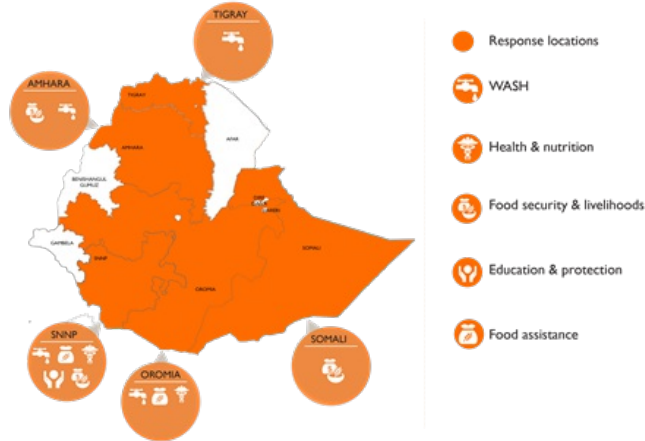
## Gaps and funding requirements

World Vision Ethiopia is requesting **US\$ 37,263,504** to expand its response activities. So far, it has received **US\$ 32,843,435** and is requesting an additional **US\$ 4,420,069** to close the gap and reach more people in need.

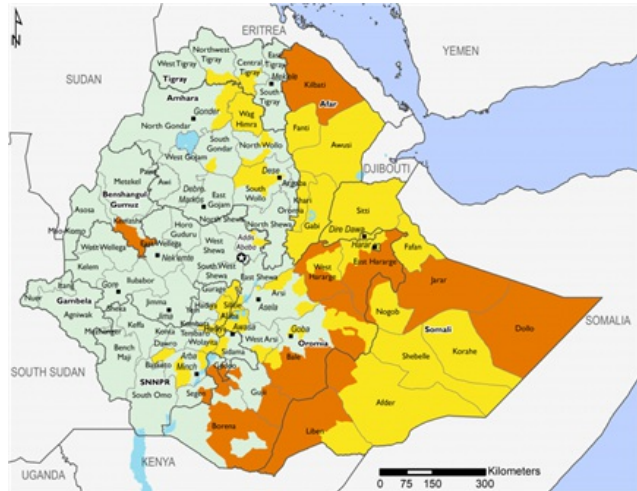
# Ethiopia - Situation Report



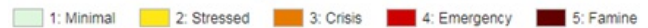
## Response locations



## FEWSNET Food Security Outlook February - May 2019



### IPC 2.0 Acute Food Insecurity Phase



The boundaries and names shown and the designations used on these maps do not imply official endorsement or acceptance by the World Vision International

Sources: UNOCHA, Government of Ethiopia, UNICEF, IOM, Reliefweb, Centre for Public Health Emergency Management, FEWS.NET

## Donors and partners



With donations from private individuals in Australia, Canada, Germany, Hong Kong, Singapore, Taiwan, United Kingdom, United States, and Ethiopia Government, including contributions from the regional office pool fund.



## Primary contact information

**Alex Whitney**  
Integrated Programs Director  
alex.whitney@worldvision.org.uk

**Edward Brown**  
National Director  
Edward\_Brown@wvi.org

**Kebede Gizachew Ayalew**  
Communications and External Relations Manager  
Kebede\_GizacewAyalew@wvi.org

**Samuel Tilahun**  
Head of Humanitarian and Emergency Affairs  
samuel\_tilahun@wvi.org