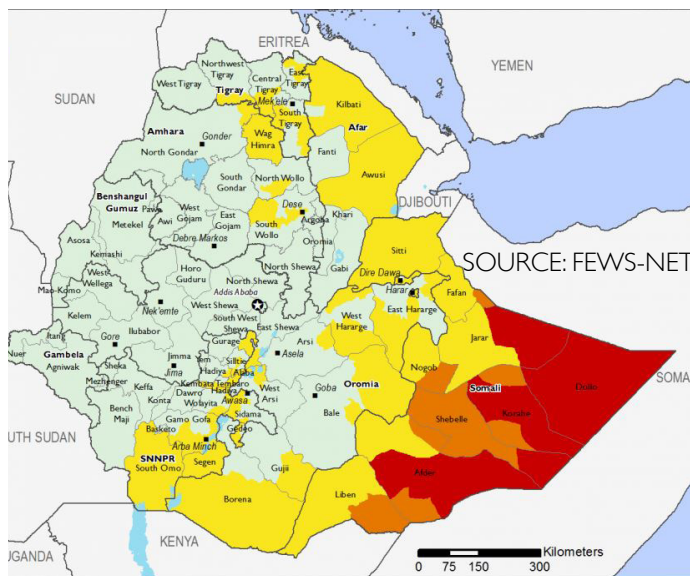


Key messages

- 7.8 Million predicted to be in need:** Though the 2018 official Ethiopia humanitarian needs have not been officially released, Cluster Coordinators and key UN and NGO partners are meeting to consider sector-specific response priorities for the first six months of 2018. The projected needs are for 7.88M people of relief food or cash assistance; 2.4M households with livestock support; 3.5M cases of moderate acute malnutrition; 350,000 cases of severe acute malnutrition; 6M people without safe drinking water; 1.6M internally displaced persons due to different factors .
- Fourth successive season of underperforming rains:** If the predicted erratic and underperforming spring rains materialize, in the current drought belt, it will be the 4th successive year of underperforming rains in some of these areas.
- Public health concerns:** Prevalent outbreaks of acute watery diarrhea (AWD) and measles are pending public health problems. In 2018 only, AWD cases have been reported from Somali and Dire Dawa. Within January and February 2018, a total of 552 Measles cases were reported (191 confirmed)
- Priority areas in need of assistance:** The January nutrition hotspot classification identified 463 districts nationwide as priority areas for humanitarian response in 2018, of which 216 are in greatest need - Priority 1 (P1), 161 Priority 2 (P2) and 86 Priority 3 (P3). The geographic footprint remains the same as in 2017, with few additional P1 districts identified in northern and north eastern Amhara and in Afar regions.

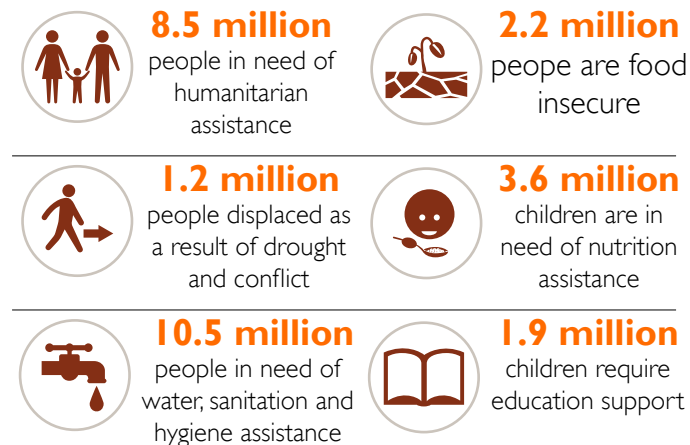
Food insecurity



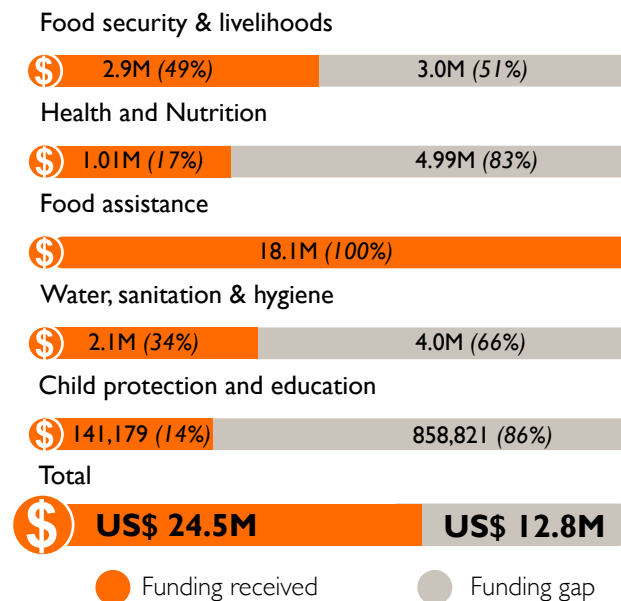
Gaps and needs

- Based on the January 2018 classification, 28 of the 58 World Vision long term development area programmes (48%) along with 63% of the grant-only project areas are classified as hot spots in need of humanitarian assistance. This need is similar to 2017 but the cause has shifted (drought and mass displacement).
- The key need sectors, which were not well funded in 2017, were education, protection, health and nutrition. These sectors are expected to remain in need of more funding in 2018.

Humanitarian needs



Funding needs (Continued from 2017)



*All financial figures in US\$

Response highlights



WATER, SANITATION & HYGIENE

- **Shallow wells:** 3 productive shallow wells were drilled at Malle Woreda and hand pump and head works were installed.
- Construction Waldaya Misoma WSP at Melka Soda woreda is 100% finalized and going to handover for community and government.
- **Hygiene promotion:** Different hygiene promotion activities were undertaken in 5 woredas, which includes training 551 hygiene promoters and 30 HEWs on improved hygienic practice.
- **Water, Sanitation and Hygiene (WASH) committees:** 11 WASH committee, with 7 members each, were established and members trained on operating and maintaining of WASH schemes.



FOOD ASSISTANCE

- **Food distribution:** 176,918 people have received food that was distributed in seven priority woredas in Oromia and SNNP. Accordingly, 2,653.7MT of wheat, 265.3MT of YSP and 79.6MT of oil were distributed to.
- **Children receiving assistance:** 13,125 affected Registered Children in World Vision Ethiopia Area Programmes have been served with food assistance and medical support, thanks to support from JEOP and WFP.



HEALTH AND NUTRITION

- **Nutrition assistance:** 300 severely acute malnourished children received assistance from nutrition in Kochera, Melka Belo and Habro woredas.



FOOD SECURITY AND LIVELIHOODS

- **Seeds for farmers:** 767 quintals of improved cereals seed distributed to 1,148 households (234 are female headed) in Amaro woreda.
- **Livestock distributed:** 103 improved breeds of goats and sheep were distributed to 15 households who lost their livestock due to internal conflict in Amaro area.
- **Peace building training:** 625 community members representing different segments of Amaro community attended peace building training.



EDUCATION AND PROTECTION

- **School supplies:** 1,800 school bags, 3,602 children clothes, 39,624 exercise book and 12,612 ballpoint pens were distributed to children whose schooling was affected by internal conflict.



RESPONDING TO DISPLACED PEOPLE

- Two projects supported by World Vision Canada and World Vision Singapore started operating in Tulo IDP are in responding to people's needs of water, sanitation and hygiene and education.



106,629

children reached with life-saving humanitarian assistance in February 2018



742,993

children reached with life-saving humanitarian assistance since January 2017

Response achievements

Reporting period February 01-February 28, 2018



21,057

people reached with food security and livelihoods



3,900

children reached with food security and livelihoods



963

people reached with health and nutrition services



962

children reached with health and nutrition services



7,059

people reached with education and protection services



7,059

children reached with education and protection services



530

people reached with clean water and sanitation



130

children reached with clean water and sanitation



176,918

people reached with food assistance



94,578

children reached with food assistance



206,527

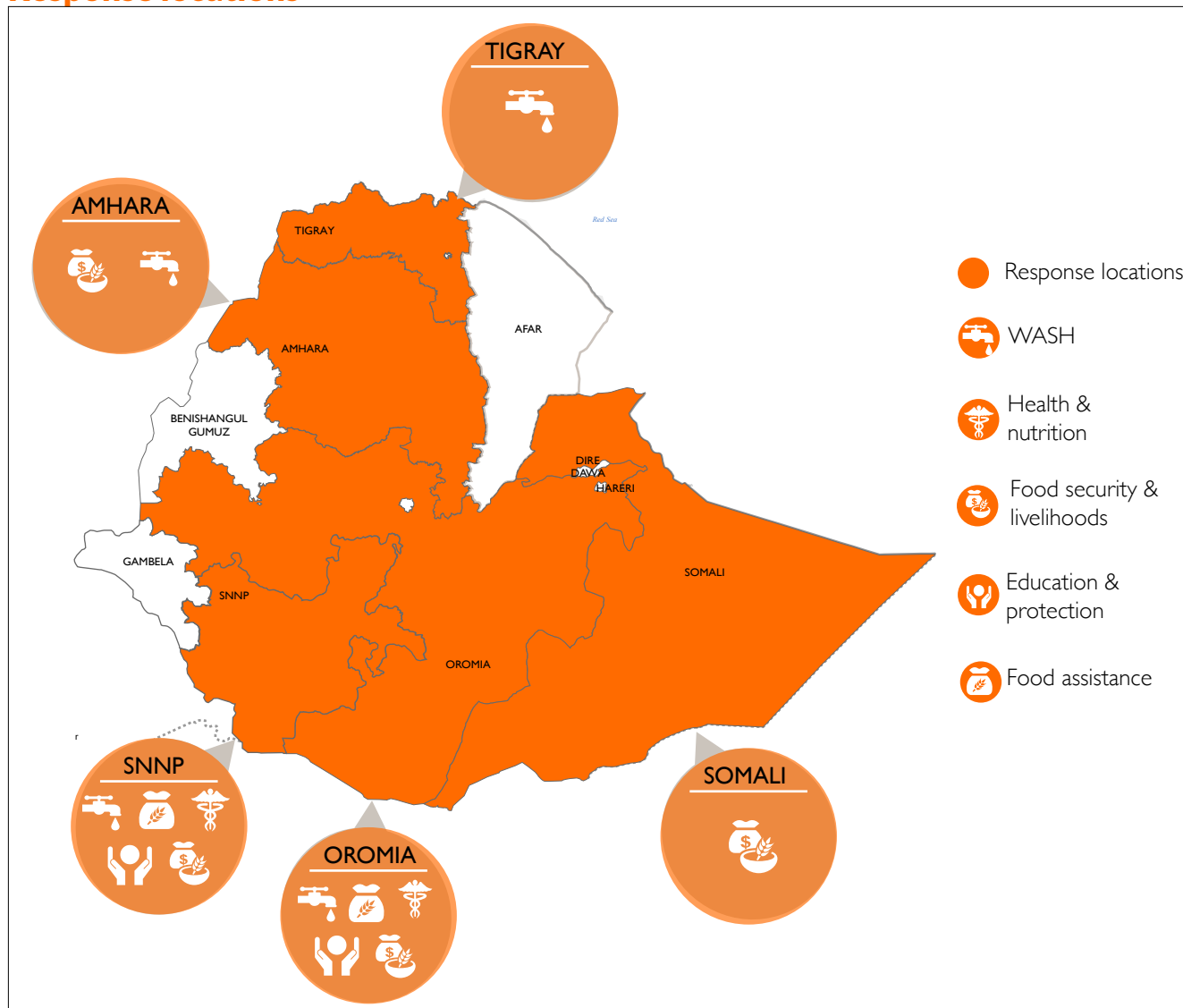
people reached with life-saving humanitarian assistance in February 2018



1,279,721

people reached with life-saving humanitarian assistance since January 2017

Response locations



Primary contact information

Edward Brown
 National Director, World Vision Ethiopia
 E-mail: edward_brown@wvi.org
 Skype: fasteddyw

Alex Whitney
 Integrated Programs Director
 E-mail: alex_whitney@wvi.org
 Skype: AlexdaWhitney

Getenew Zewdu
 Response Manager
 E-mail: Getenew_Zewdu@wvi.org
 Skype: getenewzewdu

National office donors & partners



World Vision | United States, Hong Kong, Germany, Canada, Singapore, WVE (NEPRF), EARO-Pool Fund and WVE Sponsorship revised budget

With donations from private individuals in Hong Kong, Germany, Canada, United States and Ethiopia; with additional contributions from World Vision Ethiopia staff members