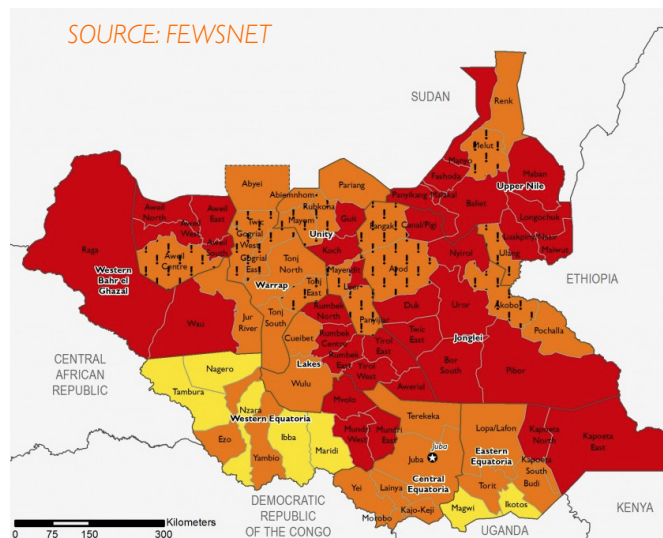


Key messages

- **Internally Displaced Persons:** There are an estimated 8,800 internally displaced persons (IDPs) in Kuda and Rokon counties following inter-communal violence and are in urgent need of humanitarian assistance.
- **Severe water shortage piles up pressure on residents in Aburoc:** Humanitarian partners are concerned about the lack of clean and sustainable water sources for IDPs living in Aburoc village of Upper Nile region. The people rely on dirty sources like swamps to get water, which residents usually purify, for domestic use. This source may soon not be an option as swamps are expected to dry up from unreliable rainfall this year.
- **Impact of recent conflict in Yei town:** The security situation in Yei town has slightly improved and as a result humanitarian agencies have resumed operations in the area. However, there is limited access to several areas outside of the town.
- **Increased checkpoints:** Trucks transporting humanitarian supplies from the capital Juba to Yei town have had to endure several checkpoints and in addition to this, truck drivers are required to pay unspecified amount of money at each checkpoint. Humanitarian Partners have raised these concerns with the National Security Service (NSS) in Yei to address the situation.
- **Returnees reported in Kodok:** Nearly 5,000 people have returned to Kodok town and surrounding areas from Kordofan and White Nile states in Sudan March 2018 and September 2018. More returnees continue to arrive daily and are in urgent need of humanitarian assistance.
- **Ongoing Standoff hampering health services delivery:** Due to tribal conflicts, humanitarian workers in Equatoria and Jonglei states have limited access to Malakal Protection of Civilian (PoC) sites. Health partners are concerned about the effect this could have in the delivery of quality healthcare in Malakal PoC clinics.

Food insecurity

June - September 2018



● Minimal ● Stressed ● Crisis ● Emergency

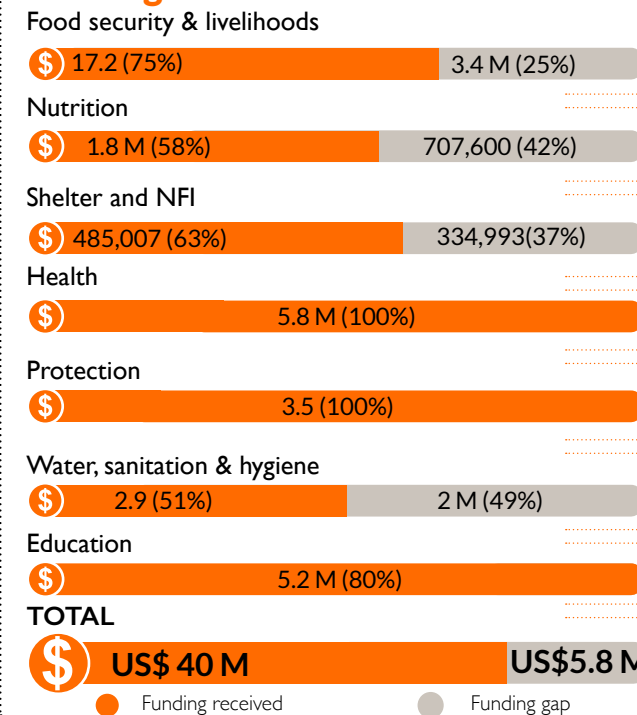
Gaps and needs

- The September Integrated Food Security Phase (IPC) analysis projected that an estimated 6.1 million people, (more than half the total population of South Sudan) faced critical food insecurity at the peak of the lean seasons of July and August. At least 47,000 people were in the Catastrophe phase (IPC Phase 5) and 1.7 million were in the Emergency phase (IPC Phase 4-one level before famine). With sustained humanitarian assistance, a dire situation can be averted.
- Insecurity along the major roads is significantly affecting humanitarian staff travel to work stations in Ezo, Tambura, Maridi and Ibbu and as a result field activities have been adversely affected.

Humanitarian needs



Funding needs



*All financial figures in US\$

The boundaries and names shown and the designations used on these maps do not imply official endorsement or acceptance by the World Vision International

Creation date: 10 October 2018

Sources: UNOCHA, WFP, UNOPS, IPC, FEWS.NET

Response highlights



FOOD SECURITY & LIVELIHOODS

- **Food assistance:** 312,814 people received food through General Food Distribution (GFD), Blanket Supplementary Feeding and Food for Education programmes. In total, 733 metric tons of assorted food commodities was distributed.
- **Cash assistance:** 19,108 families in Juba, Gogrial West and western Equatoria received US\$1,215,882 through conditional and unconditional cash programming. 3,805 refugees also received support.
- **Skills building:** 14,461 people in Upper Nile and Tonj North states received skills training on home gardening, vegetable production, improved fishing practices and basic animal health care.
- **Livelihood supplies:** 1,000 people received vegetable and crop seeds.



HEALTH & NUTRITION

- **Ebola outbreak:** 1,610 people were screened for Ebola Virus and preventive measures taken to create awareness about the risks of the virus and prevention to 10,086 people.
- **Curative consultations:** 72,331 people accessed curative consultation services through World Vision supported health facilities.
- **Nutrition screening and treatment:** 74,526 children under five years old, and Pregnant and Lactating Women were screened for malnutrition. Of these, 3,520 children and mothers found to be malnourished were enrolled for nutrition care and treatment.



EDUCATION & PROTECTION

- **Education support:** 23,850 children attended World Vision supported schools – 20,408 of these are attending primary schools, while the rest attended the Accelerated Learning Programmes (ALPs) and Early Childhood Development. 266 teachers in these schools also received support in incentive for supporting numeracy and literacy activities.
- **Child Friendly Spaces :** 1,695 children in Juba and Western Equatoria attended World Vision supported Child Friendly Spaces where they took part in learning and recreational activities.
- **School meals:** 52,118 children in Warrap and Upper Nile states received school meals under the school feeding programme.
- **Community skills:** 35 community leaders and volunteers received training on the basics of gender-based violence. In addition, 4,824 community members learnt about child protection, gender based violence, and referral pathways.
- **Peace building:** 116 adolescents in Juba and Upper Nile completed a life skills training on peace building, conflict management, psychosocial support and leadership.
- **Girl incentives:** 1,333 girls and women in Upper Nile and Western Equatoria received hygiene kits.

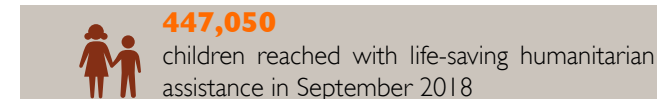
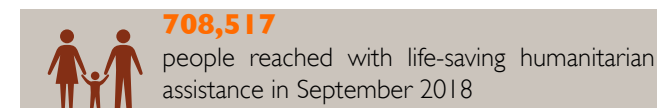
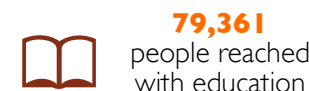




WATER, SANITATION & HYGIENE

- **Potable water:** World Vision supported treatment of surface water systems and also rehabilitated 10 boreholes in western Equatoria and as a result 81,121 people were able to access an average of 18.2 litres of water per person per day.
- **Behavioral change:** 34,057 people received health and hygiene messages on practices such as appropriate disposal of waste, hand washing with soap before food handling, environmental and household level cleanliness.

Response achievements

Reporting period September 01 - September 30 2018

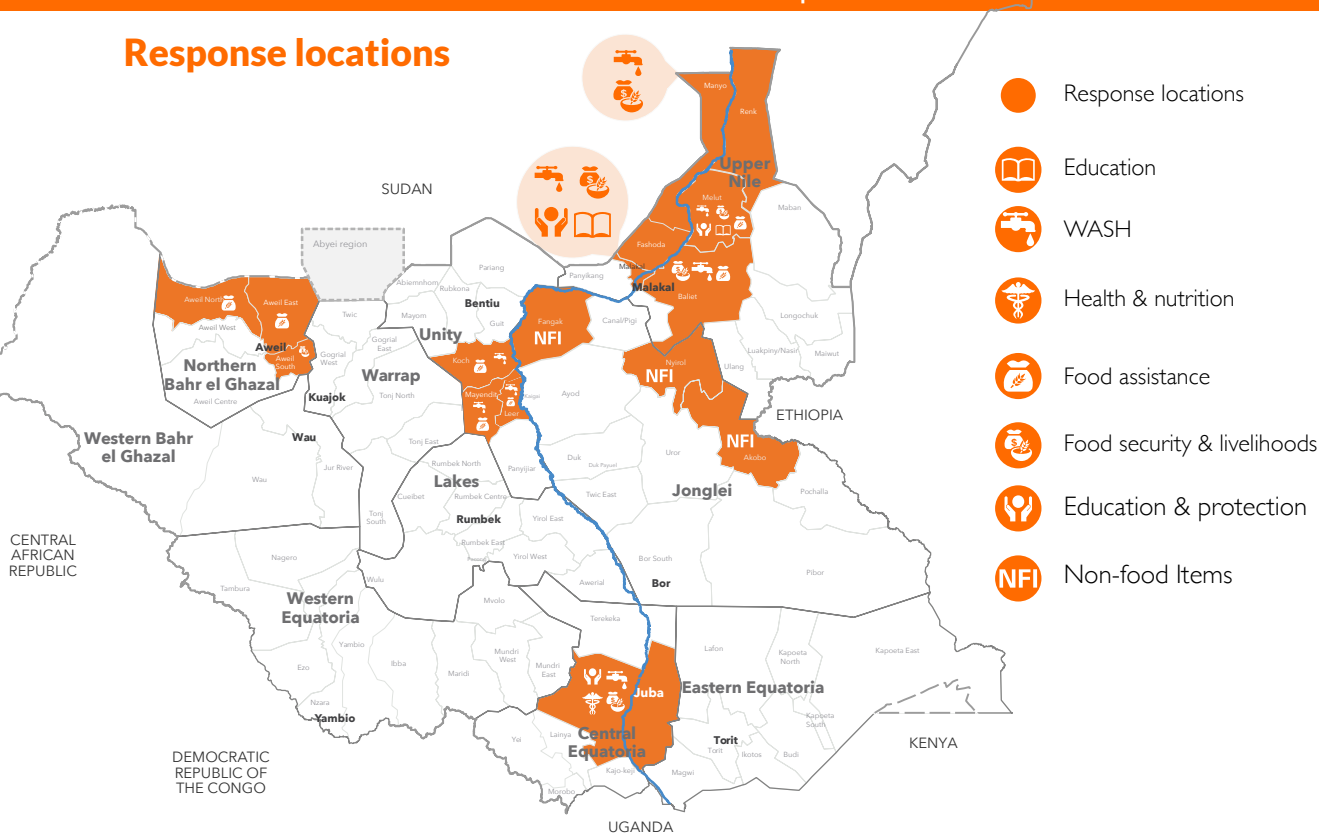


SOUTH SUDAN

EAST AFRICA CHILDREN CRISIS SITUATION REPORT | SEPTEMBER 1 - SEPTEMBER 30 2018



Response locations



- Response locations
- Education
- WASH
- Health & nutrition
- Food assistance
- Food security & livelihoods
- Education & protection
- Non-food Items

Primary contact information

Mesfin Loha
National Director
Mesfin_Loha@wvi.org
Skype: mesloha

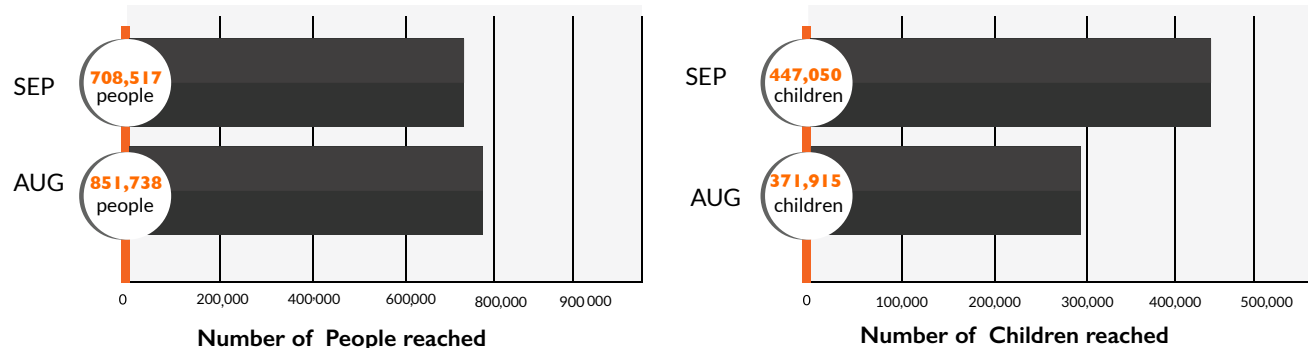
Lilian Mumbi
Operations Director
Lilian_Mumbi@wvi.org
Skype: l.mumbi

Martin Omoro
Acting Quality Assurance Manager
Martin_Omoro@wvi.org
Skype: martinomoro

National office donors & partners



Monthly achievements



The boundaries and names shown and the designations used on these maps do not imply official endorsement or acceptance by the World Vision International

Creation date: 10 October 2018

Sources: UNOCHA, WFP, UNOPS, IPC, FEWS.NET