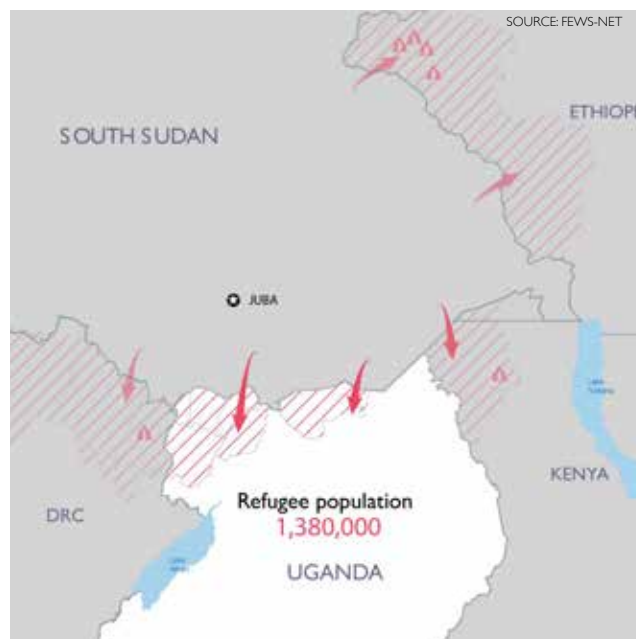


Key messages

- Over 1.3 Million South Sudanese are displaced in Uganda, the majority due to the ongoing conflict in South Sudan. The Ugandan government has kept its borders open despite severe funding shortfall. In 2017 USD 674 million was requested by the UNHCR but only 20 per cent was received. This does not only leave thousands of lives at a risk, but also compromises the quality of aid efforts to affected communities.
- On 1st Feb 2018, the United Nations High Commissioner for Refugees Filippo Grandi launched a new funding appeal for US\$1.5 billion to support refugees fleeing the worsening humanitarian situation in South Sudan. Another appeal for US\$1.7 billion was also sought for people in need during 2018.
- The number of South Sudanese refugees arriving in Uganda /West Nile has since declined to an average of 100 persons per day. Children constitute 61 per cent of the refugees and women and children are 86 per cent. The ongoing active conflict in South Sudan causes the continued influx; recently arriving refugees also mentioned they came so that their children could access good education and health care services in Uganda. During the reporting period, West Nile also received Congolese refugees fleeing violent conflicts in their country. As a result, more than 115 Congolese refugees were settled in Rhino Camp settlement in Arua District.
- There was an ongoing review of Uganda's refugee registration system. UNHCR began re-registration of refugees in all settlements in Uganda which is expected to last 3 months. Agencies are supporting the process through mobilization and sensitization

Number of refugees in Uganda

Source: UNHCR, Regional refugee response plan, Jan-Dec 2018

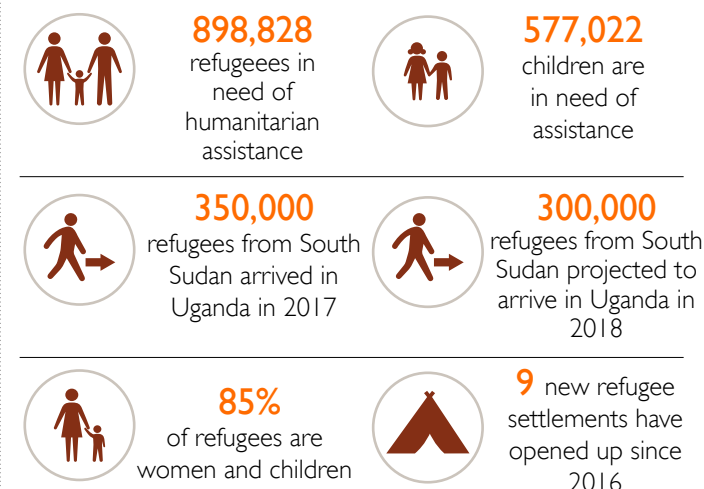


- Refugee
- Refugee Camp
- Refugee Cross
- Refugee Location

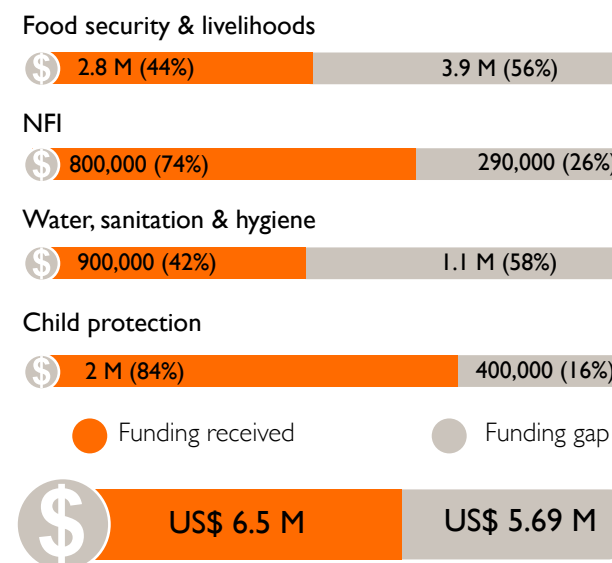
Gaps and needs

- The food distribution team are challenged by the poor infrastructure needed for effective delivery of food. Both road and sanitary facilities need upgrading, affecting the protection and dignity of both World Vision staff and the refugees during distributions.
- Low funding availability in the WNRR for staff welfare impacts on the quality of staff shelter and associated facilities; this is accentuated in the raining season.

Humanitarian needs



Funding needs



*All financial figures in US\$

Response highlights



WATER, SANITATION & HYGIENE

- A total of 37,939 refugees and host community members who are mostly women and children are expected to benefit from the construction of 4 solar power water systems currently under construction in Yumbe and Moyo. The team also worked with communities and district leaders to form and build capacity of community structures to manage the water schemes.



FOOD ASSISTANCE

- World Vision distributed food and cash for food assistance during the period in the cycle 2 distribution. A total of 7,709.307MT of food was distributed to 446,425 people meanwhile 580,664,000 Shillings/\$159,086 was given to 18,254 people. The food and cash distribution is aimed at providing recipients with 2,100kilo calories required for their emergency food needs. World Vision's food sector also responded to the new requirement by the government of Uganda and the World Food Programme (WFP) to begin individual household distribution.



FOOD SECURITY AND LIVELIHOODS

- The livelihoods sector rolled out the Saving for Transformation programme to 24 savings groups, formed 17 new savings groups and identified 400 foster families to benefit from cash transfers. The sector helped target communities to select enterprises and rolled out a number of capacity building initiatives targeting increase production, productivity and incomes. Trainings were done in beekeeping, pig raising, poultry growing and livestock production.



EDUCATION AND PROTECTION

- World Vision was able to reach 60,136 children with protection services through the child friendly spaces, early childhood development activities, case management and peace building initiatives. World Vision supported community structures and case workers to conduct protection monitoring, organise community meetings to strengthen child protection systems, resulting into increased reporting and better management of child protection risks. Education is built into protection activities.

Response achievements

Reporting period February 01-February 28, 2018



464,731
people reached through food distribution and cash based programming



60,136
children reached through child protection programming



29,648
children reached with education activities



37,939
people reached with clean water and sanitation



24,209
children reached with clean water and sanitation



2,300
people reached with resilience & livelihoods



1,260
children reached with food security and livelihood support

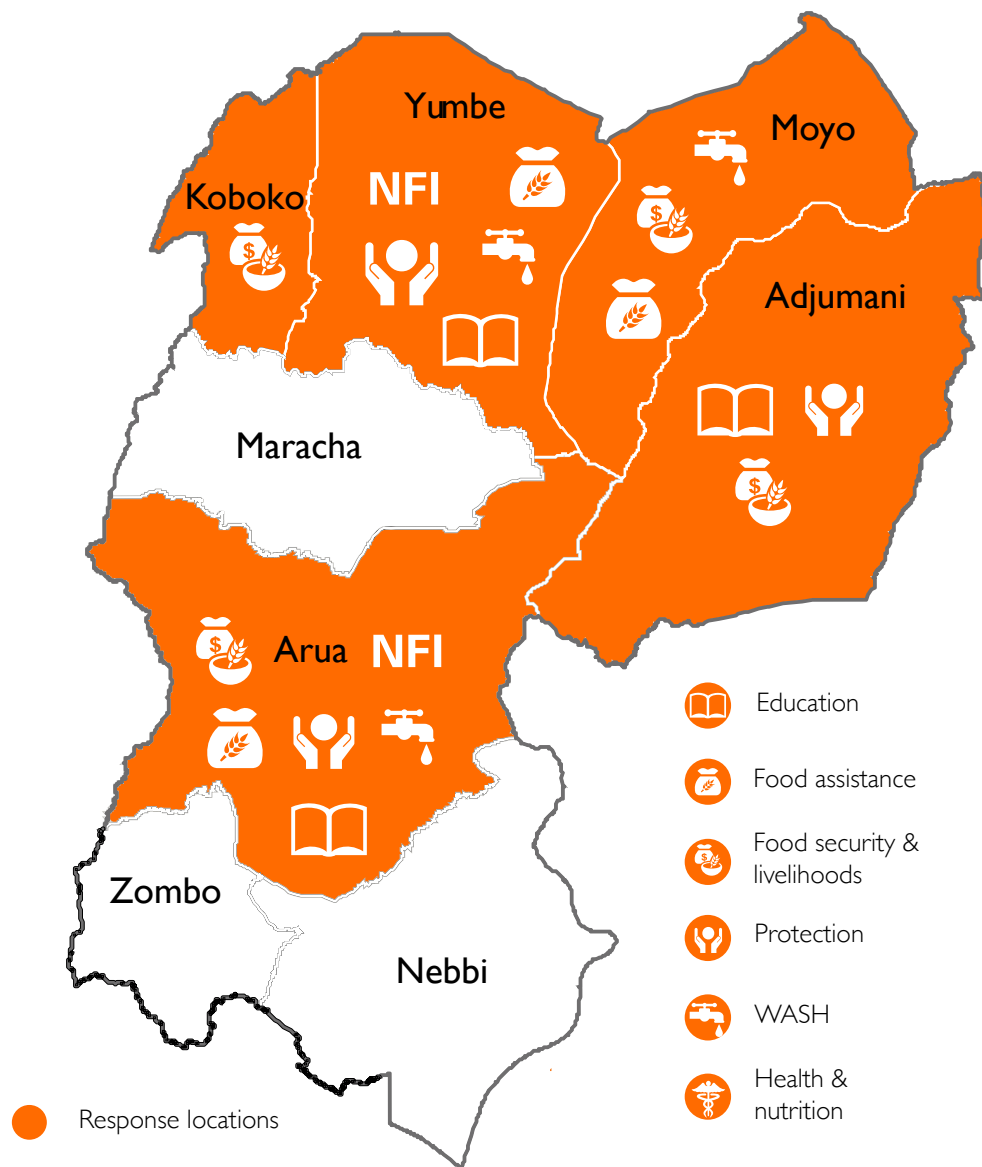


600,000+
people reached with life-saving humanitarian assistance in February 2018



400,000+
children reached with life-saving humanitarian assistance in February 2018

Response locations



Primary contact information

Gilbert Kamanga
 National Director
 Kampala, Uganda +256417114222
 +256755000104(M)
 Gilbert_Kamanga@wvi.org

Paul Sitnam
 Response Director
 Aura, NW Uganda
 +256 700544138
 paul_sitnam@wvi.org

Moses Mukitale
 Communications Coordinator
 Arua NW Uganda
 + 256 776 891 712

National office donors & partners



GOVERNMENT OF UGANDA

