



It takes us all
to end violence against children

World Vision
KENYA



WORLD VISION KENYA ANNUAL REPORT

2018

LIVES
CAN CHANGE FOR
GOOD

wvi.org/kenya



Mumia and Rukia from Garbatulla are beneficiaries of clean and safe water.
Photo / World Vision

CONTENTS

Foreword from the Board Chair	04
Message from the National Director	05
About World Vision Kenya	06
Financial Year 2018 At a Glance	07
Our Strategy	09
Our Presence	10
Improving Livelihoods and Resilience	15
Disaster Management and Response	19
Enhancing Education and Child Protection	21
Improving Health and Nutrition	25
Improving Water Access, Sanitation and Hygiene	29
#ItTakesUsAllKE - Ending Violence Against Children Campaign	32
Financial Summary	34
Vision Fund Kenya	37
Partners	38

This Annual Report provides an overview of the work of World Vision Kenya, from October 2017 to September 2018.

All rights reserved. No portion of this publication may be reproduced in any form, except for brief excerpts in reviews, without prior permission of the publisher.

For more information about this publication please contact wv_kenya@wvi.org/kenya

© World Vision Kenya 2018

All Photos / World Vision

Front cover photo / World Vision: "A wash with hope" - Cheru, 6 years from West Pokot is an ambassador of World Vision's Global 6K for water campaign, that seeks to provide life changing clean water to communities.

Editorial Team: Editors: May Ondeng, Sarah Ooko, Layout & Design: Allan Wekesa

FOREWORD



On behalf of the Board of Directors, allow me to express my deep gratitude to everyone who has contributed to the achievements and mission of World Vision in Kenya.

For more than 40 years, World Vision Kenya has worked closely with the Government of Kenya, donors,

partners and local communities to help address poverty and injustice among Kenya's most vulnerable communities. It has been a privilege to visit communities where we work and witness lives transformed. As stewards of our investment and gifts, the Board unreservedly endorses the financial statements contained in this Annual Report.

As part of our commitment to continually learn and improve, the Board established a comprehensive succession, retention and transition policy to ensure business continuity and transfer of institutional knowledge within the Board. Through this initiative we have seen smooth onboarding of new members, transfer of institutional knowledge and enhanced confidence

to make contributions immediately after joining the governing body.

In Financial Year (FY) 2019, we seek to play a greater role in mobilising Kenyans to support the well being of vulnerable children in Kenya. We invite you to join us in this noble task - to deepen our commitment to the most vulnerable children in our midst and ensure they grow in a safe environment, and develop to their full potential.

Sincerely,

Roseanne Mugo-Ogonji
Board Chair, World Vision Kenya

ACKNOWLEDGEMENT



In FY2018, World Vision Kenya directly helped to improve the well-being of 1.8 million children, including 128,035 children registered for sponsorship in 44 programs spread across 35 counties in Kenya.

This achievement would not have been possible without strong community partnerships, networks and generous support of our donors and dedicated staff. This annual report demonstrates the potential of integrated development

approaches, as well as innovation.

We were pleased by the growth in our overall portfolio from 74 million US dollars in FY2017 to over 82 million US dollars in FY2018. We are grateful for your partnership. Thank you for your support.

Collaboration with other organisations is essential, if we are to meet shared challenges such as achieving the 2030 Sustainable Goals and the Global campaign 'It Takes a World to End Violence Against Children'.

During FY2018, World Vision Kenya's campaign focus was on ending child marriage, sexual violence, child pregnancy, Female Genital Mutilation and child neglect. We were encouraged by the capacity of children to engage political leaders during planned local and national forums to end violence against children.

We believe that Kenyans have the potential and moral obligation to contribute towards the well-being of the most vulnerable. **"Inuka Angaza"** our local fundraising platform invites former sponsored children, Kenyans and corporates to participate in the long-term development of their country.

That we have made encouraging progress, is due to the support of communities, donors and organisations that have put their trust in us to do our best to deliver real change and improve the lives of vulnerable children in Kenya. Please take time to review our work.

Together we can do more for the sustained well-being of children.

François Batalingaya

National Director, World Vision Kenya

We focus on the sustained well-being of children, especially the most vulnerable.
Photo / World Vision





Water kiosks bring clean water closer to communities at Sook in West Pokot County.
Photo / World Vision

WHO WE ARE

World Vision is a global Christian relief, development and advocacy organisation dedicated to working with children, families and communities to overcome poverty and injustice. World Vision serves all people regardless of religion, race, ethnicity or gender.

We work alongside families as well as local, national, and global partners so as to help children and their families take an active role in building lives free of need and full of promise.

We speak the truth against injustice and continually challenge ourselves and others to do the utmost for those we serve.

OUR ASPIRATION IS TO HELP ENSURE GIRLS AND BOYS

- Enjoy good health,
- Are educated for life,
- Experience the love of God and their neighbours
- Are cared for, protected and participate in improving their lives.

We have been working in Kenya since 1974 through Transformation Development Programmes integrating Emergency Response and Advocacy, to address context specific issues within geographically defined communities. World Vision seeks to deepen its commitment to children and especially the most vulnerable.

OUR VISION

Our vision for every child, life in all its fullness. Our prayer for every heart, the will to make it so.


OUR MISSION

World Vision is an international partnership of Christians, whose mission is to follow our Lord and Saviour Jesus Christ, in working with the poor and oppressed to promote human transformation, seek justice and bear witness to the good news of the Kingdom of God.

CORE VALUES

- We are Christian
- We are committed to the poor
- We value people
- We are stewards
- We are partners
- We are responsive.

FINANCIAL YEAR 2018 AT A GLANCE



CHILDREN DIRECTLY REACHED THROUGH OUR PROGRAMS

908,661 BOYS | 915,531 GIRLS



128,035
CHILDREN REGISTERED FOR SPONSORSHIP



733
EMPLOYEES

460 MEN | 273 WOMEN



44
NUMBER OF AREA PROGRAMMES IN

35
COUNTIES



647,402
PEOPLE DIRECTLY BENEFITTING THROUGH OUR DISASTER MANAGEMENT INTERVENTIONS

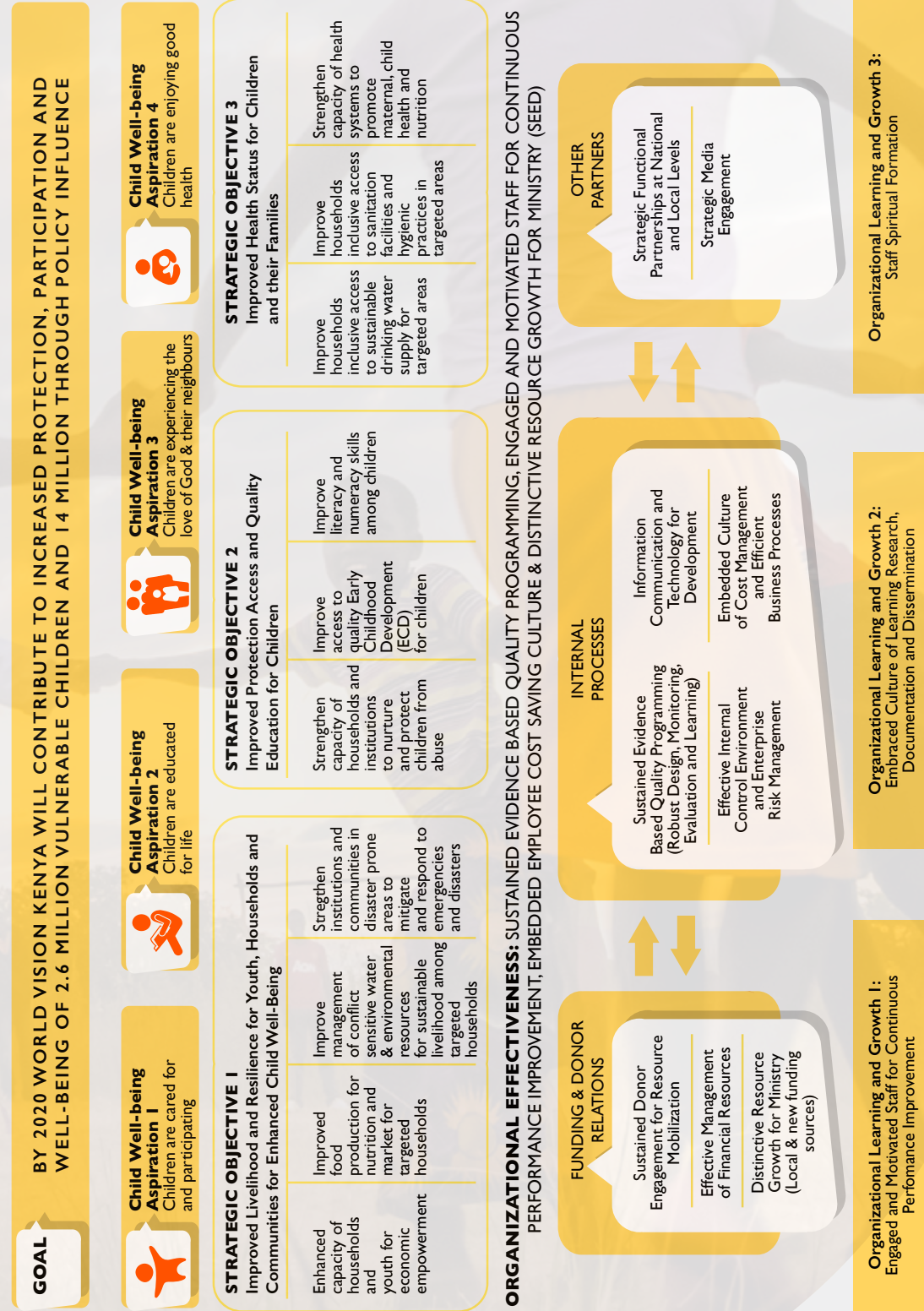


TOTAL BUDGET IN FY18
82,428,490
US DOLLARS

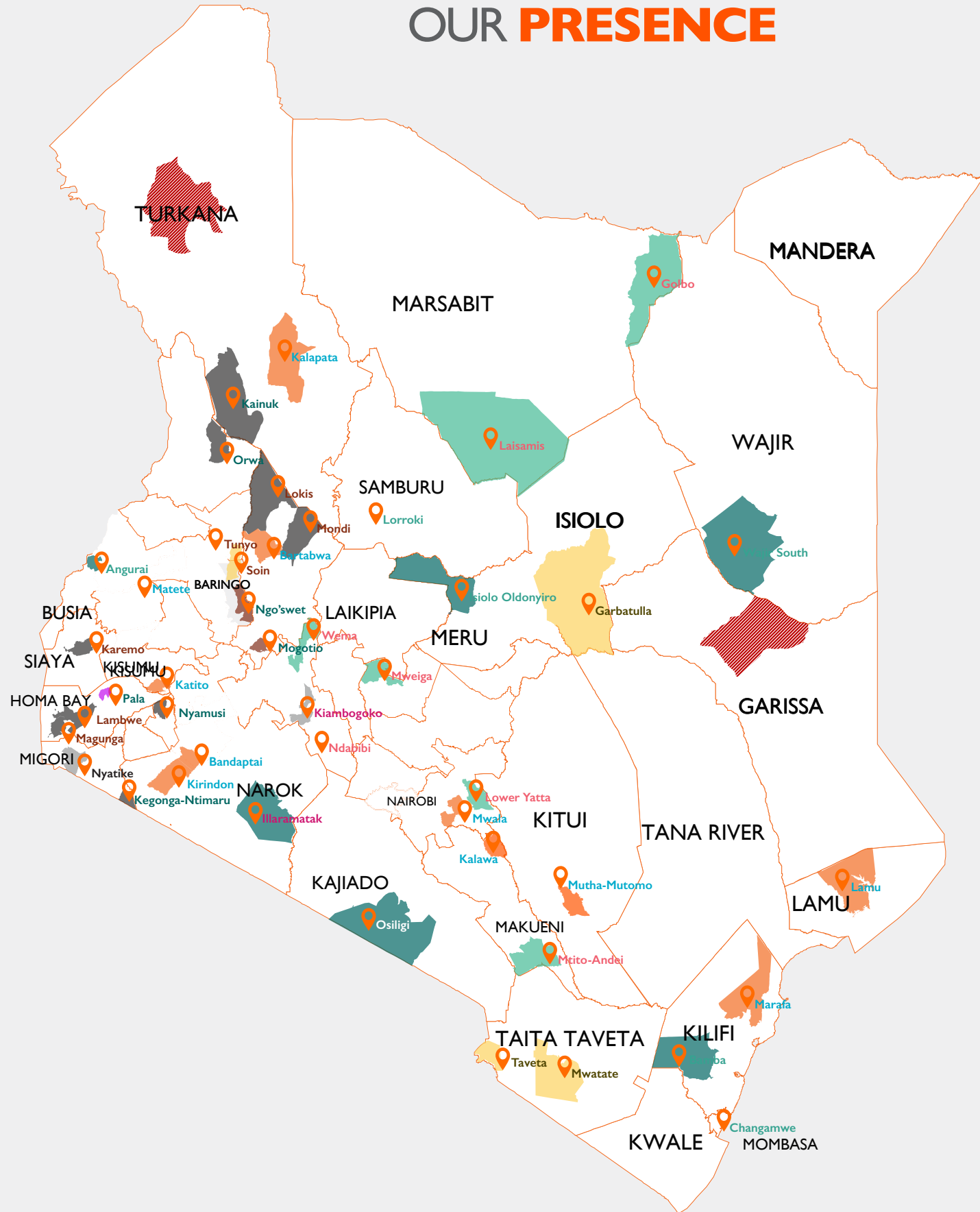
Children enjoying life in the community.
Photo / World Vision



OUR STRATEGY



OUR PRESENCE



KEY

WORLD VISION AREA PROGRAMS IN KENYA

LAKE REGION

Matete | *Kakamega County*
 Angurai | *Busia County*
 Karemo | *Siaya County*
 Katito | *Kisumu County*
 Nyamusi | *Nyamira County*
 Pala, Lambwe & Magunga | *Homabay County*
 Kegonga-Ntimaru & Nyatike | *Migori County*
 Bandaptai | *Bomet County*
 Kirindon & Illaramatak | *Narok County*

NORTHERN REGION

Kiambogoko & Wema | *Nakuru County*
 Lokis, Mogotio, Bartabwa & *Mondi | *Baringo County*
 Tunyo, Soin & Ngoswet | *Elgeyo Marakwet County*
 Kainuk & *Kalapata | *Turkana County*
 Orwa | *West Pokot County*

*New Area Programs

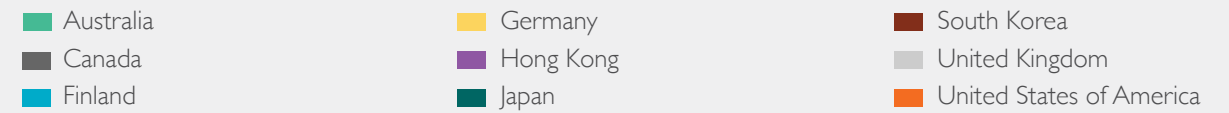
SOUTHERN REGION

Changamwe | *Mombasa County*
 Marafa & Bamba | *Kilifi County*
 Lamu | *Lamu County*
 Mwatate & Taveta | *Taita Taveta County*
 Kalawa & Mtito Andei | *Makueni County*
 Osiligi | *Kajiado County*

EASTERN REGION

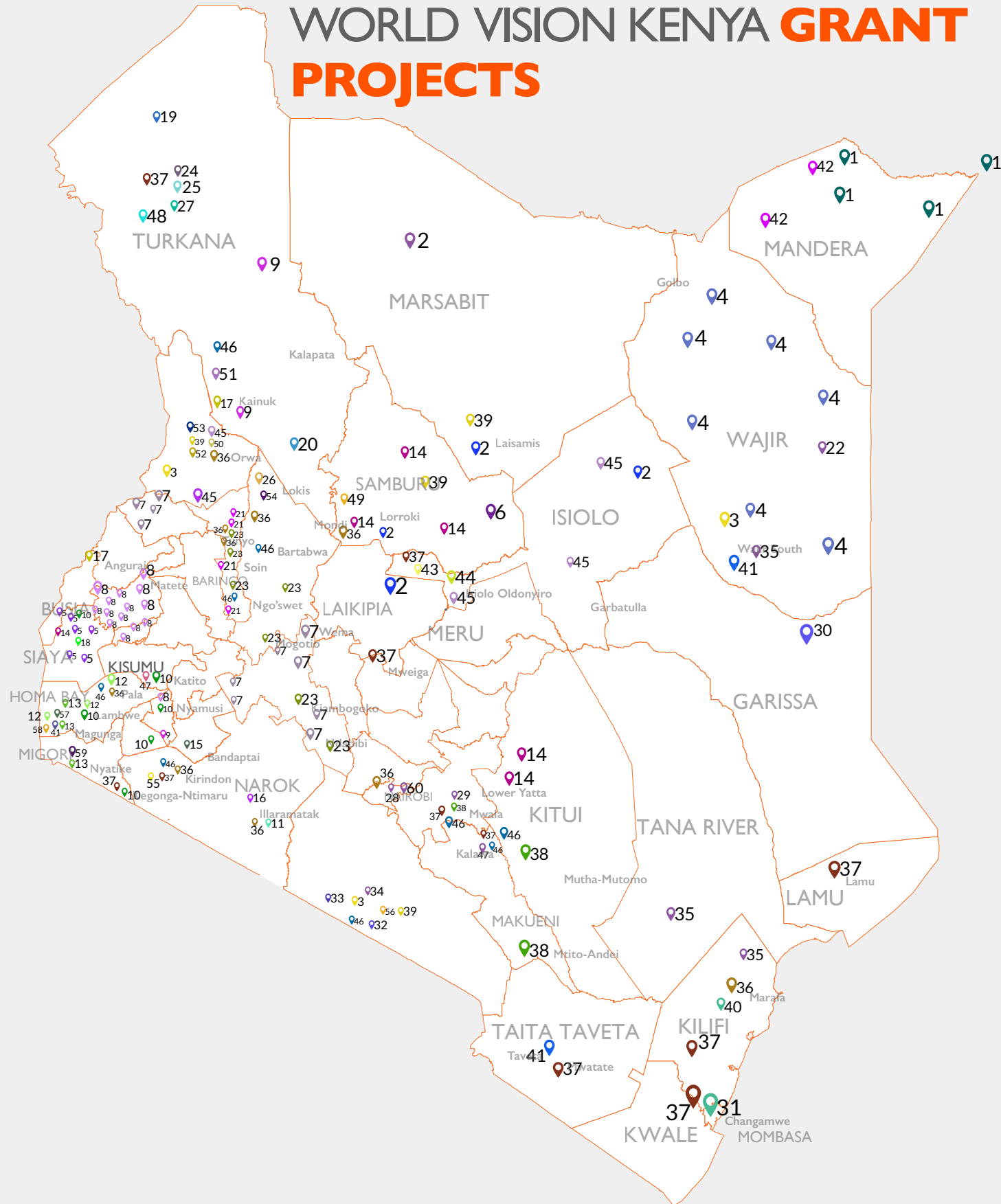
Wajir-South | *Wajir County*
 Garba Tulla & Isiolo-Oldonyiro | *Isiolo County*
 Golbo & Laisamis | *Marsabit County*
 Mutha-Mutomo, Lower-Yatta | *Kitui County*
 Mwala | *Machakos County*

WORLD VISION SUPPORT OFFICES



Our vision for every child life in all its fullness.
 Photo / World Vision

WORLD VISION KENYA GRANT PROJECTS



KEY

WORLD VISION GRANT PROJECTS

World Vision Kenya is a valued and trusted partner of governments, foundations, multi-laterals, corporations and other organisations striving to tackle the root causes of poverty. We aspire to the highest level of best practice and accountability in all that we do.

1. BORESHA (*Building Opportunities for Resilience in the Horn of Africa*)
2. IMARA (*Integrated Management of Natural Resources for Resilience in ASALS*)
3. UNICEF Bring Back Out of School Children (BBOOSC)
4. Kenya RAPID (*Resilient Lands Partnership for Integrated Development*)
5. HTSP/FP Project (*Healthy Timing and Spacing of Pregnancy/Family Planning*)
6. FONSAREP (*Laisamis Food & Nutrition Security and Resilience Enhancement Project*)
7. Global Fund_TB
8. GF_Malaria
9. Global Fund_HIV
10. YEP (*Youth Empowerment Project*)
11. Likimati Panasonic Off Grid
12. Integrated Fish Farming and Horticulture
13. EverGreen Regreening Africa Project
14. Maternal Child Nutrition Project ii
15. BEEP (*Bandaptai Economic Empowerment Project*)
16. Ilaramatak Mother to Mother Support Project
17. Girl Child Education
18. Karemo CREAET Projects
19. TWIP (*Turkana West Intergrated WASH Program*)
20. Turkana South WASH and Livelihoods
21. ENRICH (*Enhancing Nutrition Services to Improve Maternal Child Health*)
22. CORE Polio
23. CRIFSUP (*Central Rift FMNR Scale up Project*)
24. Kakuma General Food Distribution
25. Kakuma Empowering children as peace builders
26. Lokis Girl Child promotion Project
27. Kakuma Refugee Rights CVA project
28. Roysambu Youth Livelihoods
29. Scalling up 8+
30. Daadab Refugee Program
31. Changamwe Youth Livelihood project
32. Osiligi Baby Wash
33. Osiligi Intergrated WASH
34. Osiligi WASH infrastructure Improvement
35. OFDA Integrated Emergency Relief Assistance
36. UNFPA Gender Equality and Women Empowerment
37. ELO-Transformed Church to Transfomed Community
38. DRYDEV - (*Drylands Development Programme; Enhancing Food Security in Eastern*)
39. UNFPA Accelerating the Abandonment of Female Genital Mutilation
40. Marafa Integrated livelihood and Economic Development project
41. KIWI Basefund
42. ECHO Emergency Response (*European Civil Protection and Humanitarian Aid Operations*)
43. Parkuruk Primary Education and WASH Project
44. Noloroi Primary Education and WASH Project
45. PFIZER Timely Spacing and Immunization
46. Kenya Safe Water Proctor & Gamble grant
47. Bill and Melinda Gates Foundation floods response
48. Kakuma ECap Project
49. Samburu Integrated ECD project
50. Every Last One-Child Protection
51. Turkana Nutrition Project
52. Sook Anti FGM project
53. Sook WASH Grant
54. Baringo Nutrition
55. LTK (*Learning Tool Kit*)- Concordia
56. Maasai Girl Child
57. Miya Ngima children, adolescents and young women project
58. Koyombe Integrated ECD and Education Centre
59. HIV & AIDS Project-PHPA (*Preventing HIV through protecting adolescents from violence*)
60. WEconomy



Orange flesh sweet potato value chain project in Bandaptai, Bomet County - Improving family income and nutrition.

Photo / World Vision

IMPROVING LIVELIHOODS & RESILIENCE

The Livelihoods and Resilience technical programme seeks to improve livelihoods and resilience for youth, households and communities so as to enhance the wellbeing of children.

This goal is achieved by empowering households to adopt improved farming methods, engage in small businesses, actively participate in Village Savings and Loans Associations / Groups (VSLA) as well as other income generating activities. This ensures that children are well nourished and that caregivers are able to provide well for them.

The models used in this programme include:

Savings for Transformation, Integrated Food and Nutrition Approach, Ultra Poor Graduation, Farmer Managed Natural Regeneration (FMNR) and Local Value Chain Development.



Results	FY2017	FY2018
Households enabled to access sufficient food	11,340	12,782
Households that adopted nutrition sensitive practices	5,538	8,196
Households that embraced recommended post-harvest management practices or technologies	3,546	4,514
Households that adopted climate-smart agricultural technologies	6,582	6,635
Farmers that were enabled to utilise the Local Value Chain Development model and currently engaged in at least one selected value chain	371	1,602
Producer groups that collectively sold a value-added product	1,578	2,390
Savings groups that were enabled to function	485	535
Youth involved in starting small businesses	3,138	4,128
Community members that participated in peace building and conflict resolution activities	550	3,306



John Oyare, a fish farmer in Homa Bay County feeding fish as his two sons look on.

Photo / World Vision

INTEGRATED FISH FARMING AND HORTICULTURE PROJECT (IFFHP)

Implemented in Homa Bay County, the IFFHP project focused on food security and income for vulnerable households along Lake Victoria.

Farmers engaged in fish production and sales had the following to say about the IFFHP project:

"In the month of September, I earned a net income of 300,000 Kenya Shillings from selling fish harvested from three ponds.

From that amount, I spent 100,000 Kenya Shillings to pay medical bills for my son who was hospitalized following a road accident. I spent the rest of the money to pay school fees for my two children and an orphan. I sold some of

my chicken and earned an income of 21,000 Kenya Shillings, which I used to meet my basic needs. This is after spending 9,000 Kenya shillings to buy fingerlings and 30 bags of fish feeds at 1,200 Kenya shillings. In total, my gross income was 342,000 Kenya shillings."

John Manyaki, a fish farmer at Magunga Area Development Program.

"My farm performed fairly well. Between July and September 2018, I managed to get a net income of 177,000 Kenya shillings from the sale of greenhouse tomatoes, 10,000 Kenya shillings from vegetables (kales), 28,000 Kenya shillings from birds (chicken) and 360,000 Kenya shillings from the sale of fish in three ponds. Out of all these, I have been able to

restock my ponds, acquired 1.5 acres land, improved and expanded my poultry house, bought an inverter charger and battery for my eggs incubator. I have also been able to support my family's basic needs. This is after getting a gross income of 212,000 Kenya shillings from sale of tomatoes; 36,000 Kenya shillings from sale of chicken; 416,000 Kenya shillings from sale of sukuma wiki. I owe all this to hard work and encouragement from the World Vision Fish Project."

Michael Ogalo, a farmer at Magunga Area Development Program in Kenya's Homa Bay County.

EMPOWERMENT THROUGH SAVINGS FOR TRANSFORMATION

Nduleve Masika, a 60 year old grandmother, takes care of two grandchildren aged five and eleven years. She is a member of Wendo Wa Kaseve Savings for Transformation Group under the Makueni Cash for Asset Project, Makueni County. The group has 23 members, comprised of 15 women and 8 men.

The members buy shares once per week. One share goes for 50 Kenya shillings and the maximum shares one

can buy per week is 250 Kenya shillings that is equivalent to 5 shares.

"I used to sell a goat or several chicken to raise school fees before I joined the Saving for Transformation Group. It made me sad when I had to destock my livestock, but not anymore. The cash is available on loan from the group every month for members with financial needs, including restocking when necessary. My greatest need in 2017 was lighting for my house. I finally

managed to buy a solar lighting system from M-kopa. My three-bedroom house is now glowing with light every evening and my grandchildren can enjoy reading at night as well as early in the morning.

The lighting system has a radio and I love listening to music and news from Musyi FM, a local radio station. I get news about events happening all over the country."

Nduleve Masika, Makueni County.

FARMER MANAGED NATURAL REGENERATION (FMNR)

World Vision positively influenced the inclusion of the Farmer Managed Natural Regeneration (FMNR) approach in the County Integrated Development Plans (CIDP) of Nakuru, Homa Bay, Baringo, Migori and Elgeyo Marakwet Counties.

Communities were enabled to integrate peace-building initiatives, as an incentive to embrace alternative livelihoods to livestock rustling. *For instance, in Kuria East sub-county, 86 reformed warriors and victims changed to alternative livelihoods (farming as a business-crop and livestock retail business) whose products benefitted 1,876 school*

children. Through engagement with 45 youthful warriors, 27 illegal firearms were returned.

About 1,185 children were empowered as peace builders and as a result, they were able to participate in peace building initiatives and environmental conservation.



World Vision supports inclusion of Farmer Managed Natural Regeneration (FMNR), as an effective method of land rehabilitation and management of natural resources.

Photo / World Vision



We distribute food items like cereals during disasters such as drought to save lives.
Photo / World Vision

DISASTER MANAGEMENT

Disaster management seeks to save lives through emergency response, relief and resilience building during and after disasters. World Vision works with children, families and their communities in disaster preparedness to help reduce the impact of future disasters.

The approaches used include:

Cash for Assets, Food for Assets, General Distribution of Food and Non Food Items.



647,402 PEOPLE DIRECTLY BENEFITTING THROUGH OUR DISASTER MANAGEMENT INTERVENTIONS



1,916,817 METRIC TONNES FOOD DISTRIBUTED
US DOLLARS 3,395,440.3 CASH DISTRIBUTED



9,056,678 US DOLLARS EXPENDITURE

Type of Emergency	Number of Beneficiaries Reached
Drought	242,597 adults and 336,339 children
Flood	16,119 People
Conflict	589 adults and 1,758 children
Disease Outbreak	50,000 people

Results	FY2017	FY2018
Children involved in Child-led Disaster Risk Reduction initiatives	3,786	5,642
Households affected by disaster that received emergency support within 48 hours of a rapid onset disaster	440	1,440




Scenes from a food distribution at Naapong Food For Assets site in Turkana, County.
Photo / World Vision

ENHANCING EDUCATION & CHILD PROTECTION

The Education and Child Protection Programme seeks to enhance protection and access to quality education for children.

The models used in this programme include:

Learning Roots, Un-lock Literacy Community Actions, Peace Road Curriculum, Life Skills, Channels of Hope (CoH) for Child Protection and Gender, as well as Citizen Voice and Action.



566,801 CHILDREN DIRECTLY BENEFITTING
287,511 BOYS | 279,290 GIRLS



678 SCHOOLS ACROSS
35 COUNTIES



14,071,091 US DOLLARS
EXPENDITURE

Results

	FY2017	FY2018
Community structures strengthened for child protection	1,200	2,312
Children involved in children protection initiatives	15,213	15,686
Children participating in decision making and service delivery	23,000	23,456
Children supported to acquire birth certificates	-	21,872
Children participating in digital learning Programmes	24,089	36,786
Children who have completed life skills training	15,754	30,011
Parents/guardians supporting the ECDE teaching/learning processes	8,102	10,400
Classrooms constructed	46	68

- Over **303 children** were rescued from harmful and abusive cultural practices including Female Genital Mutilation, Child Marriage and Child Labour
- Influenced operations of the Area Advisory Councils at the local and county levels
- Provided written submissions and lobbied education sector policy actors towards development of the national pre-primary policy whose implementation is expected to benefit an estimated **3.2 million children** aged between 4-6 years
- Over **21,000 children** were reached directly through spiritual nurture activities
- Supported **Child Protection Technical working groups** at the national level. This is one of the ways of enabling the implementation of Children Act 2001 and National Guidelines on Area Advisory Councils.

All children have the right to access quality education.

Photo / World Vision



Valentine, from Osiligi, Kajiado County presenting a children's charter to the president of Kenya - His Excellency, Uhuru Kenyatta during the Head of State visit to World Vision Offices in Karen, Nairobi.

Photo / World Vision

14 -YEAR-OLD GIRL RESCUED FROM CHILD MARRIAGE

Nasapuk Lentilai was rescued from the pangs of FGM and child marriage which had been planned in her village at Nairibi sub-location. As soon as the World Vision (Laisamis ADP) team learnt about the incidence, they partnered with relevant bodies (Sub-County Children Department and the

National Police Service) to convene a meeting that prevented the girl from marrying a 60-year-old man.

"Since World Vision helped us to train officials and form the Area Advisory Councils (AACs) in our sub-location, we were able to detect child protection

issues in this matter and report the case for action immediately. This is a successful rescue operation and I'm sure others will shy away from marrying off young girls."

Alfred Lemasai, the assistant chief of Nairibi.



Blessings, 8 years, living with Cerebral Palsy uses her leg to calculate sums as she learns mathematics from her teacher at Masaku School for the Physically Disabled in Machakos County. World Vision seeks to improve access to assistive devices for persons with mobility limitations.

Photo / World Vision



World Vision promotes hospital delivery by providing incentives to encourage hospital delivery. The baby kit includes baby clothes, a mosquito net, blanket, gauze fabric and hygiene product clothes.

Photo / World Vision

IMPROVING HEALTH & NUTRITION

Health Technical Programme seeks to improve the health status for children and their families.

The approaches used are:

Community Health strategy and Health System Strengthening through the following models: Channels of Hope, Community Management of Acute Malnutrition, Problem Management Plus and Maternal Infant and Young Child Nutrition.



Results	FY2017	FY2018
Women reached with maternal child health services (immunisation, nutrition and family planning)	47,551	158,310
Children aged up to 12 months who received age appropriate immunisation according to national standards	22,818	29,781
Women enabled to access Antenatal Check-Ups	49,843	59,110
Expectant women that were offered and accepted counselling and testing for HIV and received their test results	1,969	6,882
Child health workers supported to provide timed and targeted counselling services	485	2,038
Expectant women who were offered and accepted counselling and testing for HIV and received their test results	5,385	6,882
Health facilities with improved services based on community scorecard	917	2,115

THE ROLE OF FAITH LEADERS IN HEALTHY TIMING AND SPACING OF PREGNANCY

Elgon Todoo 30, is a staunch religious leader at the **“Roho Mafuta Pole”** Church in West Pokot County. For a long time, he was unable to adequately control his family size.

“First, it was just one child. But in a few years, the number increased to seven. My religion is against family planning methods and this poses a great challenge to congregants,” says Todoo.

He is among the people from West Pokot County that World Vision

offered training on the importance of healthy timing and spacing of pregnancies using family planning methods.

The training sessions were guided by World Vision’s Channels of Hope model, which aims at engaging and empowering faith leaders to become change agents for health.

The sensitisation forums gave Todoo insights that he thought were worth sharing with his congregation.

“I decided to use my position as a faith leader to propagate the four key messages of Healthy Timing and Spacing of Pregnancy, as well as Voluntary Family Planning,” says Todoo.

The congregation is gradually accepting the messages because they can see the positive impact it has on the health of mothers and children in their community.



Family planning promotes the health of children.

Photo / World Vision



Through World Vision’s Channels of Hope model, religious leaders promote awareness on healthy behaviours such as immunisation and family planning in communities.

Photo / World Vision

IMPROVING WATER ACCESS, SANITATION & HYGIENE

The Water, Hygiene and Sanitation technical program seeks to address acute shortage of water, poor access to sanitation facilities and poor hygiene practices.

The main models used in this programme include:

Integrated WASH, Community Led Total Sanitation (CLTS), School Led Total Sanitation, Sanitation Marketing and Design for Behaviour Change (DBC)



31,127 HOUSEHOLDS DIRECTLY BENEFITTING
186,757 PEOPLE ACROSS
18 COUNTIES



113 WATER MANAGEMENT COMMITTEES FORMED & STRENGTHENED



9,134,272 US DOLLARS EXPENDITURE

Results	FY2017	FY2018
People with access to a basic (improved) drinking water source	200,695	186,757
Educational facilities with functional basic (improved) drinking water source	155	147
Children with access to basic drinking water at an education facility	58,887	49,539
Households informed of point of use water treatment technologies	24,665	24,327
People with access to basic (improved) household sanitation facilities	190,537	162,895
Households with recommended sanitation facilities	30,432	26,917
Communities certified as Open Defecation Free (ODF)	134	131

Through engagement in budget processes, World Vision lobbied county governments for improved resource allocation for water service delivery. For instance in Nakuru County, budget advocacy efforts resulted into the allocation of **23,219,975 Kenya shillings** for 6 community water projects in Wema Area Program, Nakuru County.

Access to clean water protects children from diseases and keeps them in school.
Photo / World Vision



Every child deserves
clean water.

Photo / World Vision

WATER - MEETING THE NEEDS OF PEOPLE WITH DISABILITIES

Magdalene, affectionately called “Gogo” by her family, now has running water near her home. Blind all her life, she never gave up collecting water, and now enjoys dignity and rest by having accessible water.

Magdalene Kaboon was born blind and has lived in Chepkulul village all her life. She lives with her nephew Joseph Kiptoo, his wife, Salina, and their children. Even though she never married and has no children, she is surrounded by many young grand-children belonging to her nephews and neighbours. To everyone in her village, she is Gogo. But even with community help, Gogo used to struggle to get water. She would walk nearly three miles (round trip) to get water from

a traditional hand dug well. Water, though unsafe, had to be pulled up from the 70-foot deep well, using a rope and a bucket. This was dangerous for Gogo.

“I used to go with children to guide me to the water source, and I would carry on my back a whole 20 litres for my use,” Magdalene said.

As she got older, the trek for water become more dangerous, and Salina would have to carry extra water for her.

“But thanks to World Vision, we now have Chepkulul water project. In the beginning we collected water from a water kiosk about half a mile from us, but later we got a piped connection right to our home,” says Salina.

The water is pumped using solar power, making it cost-effective. A hard working water committee was established by the community, and collects user fees. A few years later, an automated chip card was introduced to pay for the water, making management more effective and efficient. With clean water nearby, Gogo no longer feels like a burden to her family. She can get water easily, and with the time she saves, she tends to her chickens and helps take care of the village children.

“On behalf of Gogo and her family, we thank World Vision for helping us get clean water piped to our home,” said Salina.

Water kiosks shield women from having to walk long distances to fetch water.

Photo / World Vision



#ItTakesUsAllKE

END VIOLENCE AGAINST CHILDREN (EVAC) CAMPAIGN

World Vision's campaign in Kenya focuses on the following:



These child protection issues are addressed through the Seven Globally-agreed strategies for ending violence against children, commonly referred to as INSPIRE.



PROGRESS MADE BY WORLD VISION TOWARDS ENDING VARIOUS FORMS OF VIOLENCE AGAINST CHILDREN





As a former sponsored child of World Vision, The Most Reverend Archbishop Ole Sapit - the head of the Anglican Church in Kenya - is a strong advocate for children's rights in the country.

Photo / World Vision

FINANCIAL SUMMARY

Sustained funding is bringing hope to vulnerable communities and children in Kenya.

World Vision Kenya's total budget in FY18 was **82,428,490 US dollars**. This included cash, food resources, donations and donated products also known as Gifts-in-Kind.

Our budget increased by 9%. This translates to **7,600,357 US**

dollars in FY2018 compared to FY2017.

The financial statements herein are presented in US dollars, which is also World Vision's functional base currency. The table below shows the funds World Vision received

in FY2018 (October 2017 to September 2018), and how these funds were spent.

Thank you for your generous support.

**An exchange rate of Kenya shillings 103 for US dollar 1.00 can be used to obtain an approximate local currency equivalent.*

FY2018 TOTAL FUNDING

82,428,490 US dollars

Fund Type	FY2017 US Dollars	FY2018 US Dollars
Government	17,202,041	17,534,540
Multi-lateral	1,417,657	1,024,131
Private Non-Sponsorship	12,567,521	14,511,523
World Vision Sponsorship	23,319,271	25,452,404
Sub Total Cash Budget	56,506,508	58,522,598
Gift-in-Kind	18,321,625	23,905,892
Grand Total	74,828,133	82,428,490

FY2018 TOTAL EXPENDITURE PER SECTOR

78,927,679 US dollars

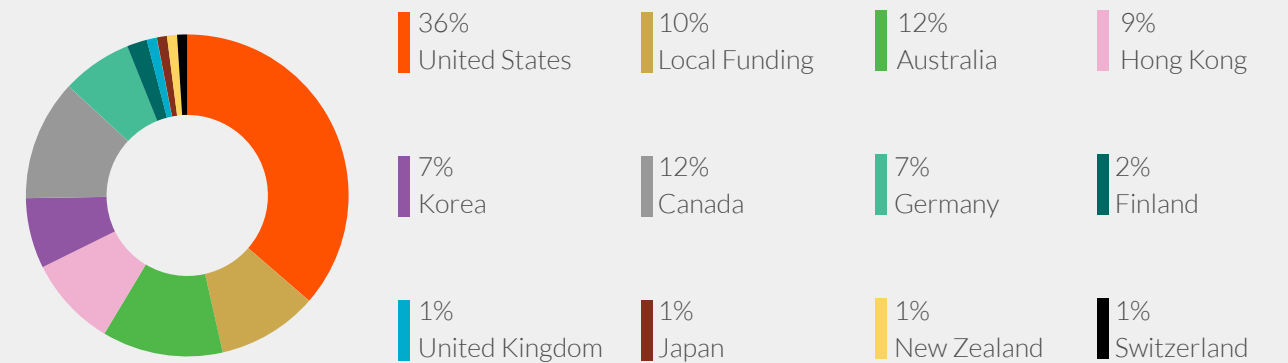
Fund Type	FY2018 US Dollars	% Allocation per Sector
Livelihood and Resilience	14,202,482	18
Disaster Management and Response	9,056,678	11
Education and Child Protection	14,071,091	18
Health and Nutrition	11,176,073	14
Water, Sanitation & Hygiene	9,134,272	12
Sponsorship, Program Management & Office Operating costs	21,287,083	27
Grand Total	78,927,679	100

FY2018 INVESTMENT IN COUNTIES AND FY2019 BUDGET

County	Focus Areas	FY2018 Expenditure US Dollars	FY2019 Budget US Dollars
Baringo	Water; Sanitation and Hygiene (WASH) , Livelihoods & Resilience; Nutrition, Protection & Education, Community	4,997,215.63	3,334,353.00
Elgeyo Marakwet	Livelihoods & Resilience, Nutrition, Protection & Education, Community Engagement	2,583,008.50	2,379,601.00
Nakuru	WASH , Protection & Education, Community Engagement	1,501,176.48	1,084,522.00
Mandera	Livelihoods & Resilience	323,975.00	545,597.00
Turkana	WASH, Livelihoods & Resilience, Health, Protection & Education, Community Engagement	4,659,646.89	4,546,575.00
Kilifi	Community Engagement, Protection and Education, Water, Sanitation & Hygiene (WASH)	1,370,835.00	1,314,275.00
Mombasa	Livelihoods & Resilience, Nutrition, Community Engagement	276,476.00	344,225.00
Makueni	Water; Sanitation & Hygiene	1,022,654.00	919,648.00
Lamu	Protection and Education	309,580.00	212,559.00
Kajiado	Community Engagement, Protection and Education, WASH	605,580.00	584,000.00
Taita	Water Sanitation & Hygiene, Protection & Education Project	255,031.00	262,500.00
Bomet	Livelihood and Resilience, Community Engagement	1,015,462.36	921,446.00
Busia	Livelihood and Resilience, Community Engagement, Health	877,498.65	784,000.00
Homa Bay	Livelihood and Resilience, Community Engagement	2,492,755.70	2,023,437.32
Kakamega	Education, Health, Livelihood and Resilience and Community Engagement	765,469.50	904,885.94
Kisii	Livelihood and Resilience and Community Engagement	-	125,366.32
Kisumu	Livelihood and Resilience, Community Engagement, WASH	816,386.29	887,577.32
Migori	Sponsorship, Livelihoods and Resilience, Education and Health	1,690,178.15	1,547,124.32
Narok	Education; Community Engagement; Wash	1,218,658.62	1,297,003.00
Nyamira	Sponsorship, Livelihoods & Resilience, Education	839,013.73	1,007,820.32
Vihiga	Health	16,918.86	7,917.97
Isiolo	Education, Health, WASH and Community Engagement	1,676,203.16	2,068,977.34
Garissa	Food Assistance and Market Monitoring	1,084,993.00	993,184.00
Kitui	Education, Health, Water and Sanitation and Community Engagement	1,036,277.21	1,120,274.00
Laikipia	Livelihoods and Resilience	122,251.99	3,293.99
Machakos	Education, Health, Water and Sanitation and Community Engagement	896,705.19	690,270.40
Marsabit	Food security, Education, Health, Water and Sanitation and Community Engagement	4,134,560.00	912,405.36
Nyeri	Health, Livelihood and Resilience, Community Engagement	372,751.69	373,911.15
Samburu	Water and Sanitation and Community Engagement	751,055.06	451,991.00
Wajir	Protection and Education, WASH and Community Engagement	1,186,709.05	1,344,435.63
Tana River	Health, Food Security	322,199.00	335,354.00
West Pokot	Water; Sanitation, Child Protection, Sponsorship and Health	1,926,942.00	1,519,642.00
Trans Nzoia	Health	24,000.00	24,000.00
Siaya	Sponsorship, Livelihood and Resilience, Health and Education	1,005,742.43	1,030,289.32
Nairobi	Livelihoods and Resilience	115,320.52	100,000.00

FY2018 WORLD VISION KENYA SUPPORT OFFICE COMMITMENTS, (CASH & GIFTS-IN-KIND) LOCAL AND OTHER INTERNATIONAL FUNDING

Support Office Commitments (Cash and Gift-in-Kind)	Cash US Dollars	%	Gift-in-Kind US Dollars	%	Grand Total US Dollars	%
United States of America	20,074,066.00	34	9,209,866.00	39	29,283,932.00	36
Local Funding	7,949,985.00	14	-	0	7,949,985.00	10
Australia	5,903,077.00	10	4,128,699.00	17	10,031,776.00	12
Hong Kong	5,863,099.00	10	1,614,194.00	7	7,477,293.00	9
Korea	5,795,250.00	10	-	0	5,795,250.00	7
Canada	4,359,283.00	7	5,277,871.00	22	9,637,154.00	12
Germany	4,142,260.00	7	2,011,876.00	8	6,154,136.00	7
Finland	1,639,915.00	3	-	0	1,639,915.00	2
United Kingdom	996,097.00	2	183,714.00	1	1,179,811.00	1
Japan	864,521.00	1	-	0	864,521.00	1
Other International Funding	370,115.00	1	-	0	370,115.00	0
New Zealand	244,837.00	0	634,495.00	3	879,332.00	1
Switzerland	148,665.00	0	628,862.00	3	777,527.00	1
Ireland	88,084.00	0	-	0	88,084.00	0
Austria	83,344.00	0	216,315.00	1	299,659.00	0
Grand Total	58,522,598.00		23,905,892.00		82,428,490.00	





Michael with his harvest of tomatoes in Magunga, Homa Bay County.

Photo / World Vision

VISION FUND KENYA

Vision Fund Kenya is a microfinance subsidiary of World Vision Kenya that seeks to improve the lives of children by offering small loans and other financial services to families. We believe in brighter futures for children where they can experience the love of God, building lives free of need and full of promise.

Vision Fund implements livelihood and resilience approaches to improve the well being of children. VisionFund's interventions and products in FY2018 directly benefitted **33,184 children**.

VISIONFUND KENYA PORTFOLIO SUMMARY FOR 2018

FY18 Portfolio Report

Outstanding Loan Balance (Kenya shillings)	390,525,859.42
Loans Disbursed in Financial Year 2018 (Kenya shillings)	658,519,651.28
Children Impacted	34,138

Learn more - <http://www.visionfundkenya.co.ke>



Families can make clothes and sell them to boost household incomes, thanks to sewing machines bought through Vision Fund loans.

Photo / World Vision

PARTNERS

PARTNERSHIP FOR IMPACT FY2018

World Vision



GOVERNANCE

The Board of Directors, alongside the Annual General Meeting, is the highest governing body of World Vision Kenya.

The Board consists of 13 directors. With the exception of the National Director and the Vice President of World Vision in East Africa who is the representative of the World Vision International president, all directors are non-executives and are not compensated for their service to the Board.

In line with our commitment to transparency, we have posted our financial summary at the end of this report noting our efforts to increase our yield to ministry.

World Vision Kenya Board

- Ms Roseanne Mugo-Ogonji - Board Chair
- Eng Festus Ng'eno - Board Vice-Chair
- Amb Kigo Kariuki - Treasurer
- Prof Peter Ngure - Director
- Dr Oscar Magenya - Director
- Mrs Annie Kigira-Kinuthia - Director
- Mr Paul Lilan - Director
- Ms Rosalyn Nandwa - Director
- Dr James Mwanzia - Director
- Mrs Anne Kimari - Director
- Justice Hillary Chemitei - Director, Retired December 2017
- Mrs Christine Orono - Board Chair, Retired December 2017
- Mr Musili Kivuitu - Board Vice-Chair, Retired December 2017
- Mr James Ngunjiri - Retired February 2018
- Hon Canon Senator Naomi Waqo - Retired May 2018
- Dr Stephen Omollo - World Vision International President Representative / Vice President of World Vision in East Africa
- Mr François Batingaya - Secretary/ National Director

Executive Team

- Mr François Batingaya - National Director
- Mr Jeremiah Nyagah - Programs Director
- Mr James Ang'awa Anditi - Director, Operations Support
- Mrs Marionne Gilpin Tucker - Director, People & Culture, Administration and Security
- Mrs Mercy Kanyi - Director, Finance and Support Services
- Mr Zakayo Lolpejalai - Directors, Resource Acquisition and Management

Registered Office

Karen Road off Ngong Road, P.O. Box 50816 -00200, Nairobi

External Auditors

Pricewaterhouse Coopers, Certified Public Accountants, Nairobi

Bankers

Barclays Bank of Kenya Ltd (Absa), Citibank N.A., Commercial Bank of Africa, Family Bank, Kenya Commercial Bank, Standard Chartered Bank Limited

Legal Advisors

Igeria & Ngugi Co. Advocates, Nairobi





LEARN MORE: www.wvi.org/kenya

CONTACT: National Director
World Vision Kenya - Karen Road, off Ngong Road
P.O. Box 50816 - 00200 | Nairobi Kenya.
Telephone: +254 (0) 732 126100 | +254 (0) 711 086 000
Email: ww_kenya@wvi.org

 like us
World Vision Kenya

 follow us
@World VisionKE

 like us
worldvisionke