

Transforming Lives



Our vision for every child, life in all its fullness; our prayer for every heart, the will to make it so.

World Vision International





CONTENTS

1.	Message from the Board Chair	2
2.	National Director's Foreword	3
3.	2013 Overview	4
3.	World Vision Kenya's Commitment	5
4.	Health, HIV & AIDS and Nutrition	6
5.	Water, Sanitation and Hygiene (WASH)	9
6.	Education	11
7.	Livelihoods and Resilience	13
8.	Food Assistance	16
9.	Child Protection	17
10.	Christian Commitments	20
11.	Child Sponsorship	22
12.	Policy and Advocacy	23
13.	Humanitarian and Emergency Affairs	25
14.	Where We Work - Map and List of Area Development Programme Offices	27
15.	Financial Summary	28
16.	Governance and Management	30



MESSAGE FROM THE BOARD CHAIR

Greetings from World Vision Kenya.

The Board is grateful to God for His mercies and protection in 2013. It was a year of mixed fortunes with an equal measure of blessings and challenges for World Vision (WV) Kenya.

With increased cases of insecurity, some of which targeted our staff and programs such as in the Golbo Area Development Programme (ADP) leading to displacements of households, we were grateful and comforted that God watched over our staff, and the children and families we serve.

During the year, the Board was instrumental in managing the smooth transition of the outgoing National Director and the recruitment and orientation of the incoming National Director, Mr. Dickens Thunde who reported May, 2013.

The Board appreciated the efforts taken by the Management to keep the organization stable, in spite of the significant change management processes undertaken to increase efficiency ratios and Yield to Ministry. We highly commend the Leadership Team for its splendid work in living out our vision and executing World Vision Kenya's ministry goals.



The Board appreciated the efforts taken by the Management to keep the organization stable, in spite of the significant change management processes undertaken to increase efficiency ratios and Yield to Ministry.



During the year, WV Kenya saw its financial budget reduce slightly as the 2011 Horn of Africa Drought Response came to an end. Nevertheless, this did not affect our capacity to impact the lives of the communities we serve. New funding frontiers opened up by winning grants from non-traditional donors such as the Bill and Melinda Gates Foundation, and bilateral donors such as DFID, among others. We look forward to strengthening these partnerships in the coming years.

We celebrate God's faithfulness and remain bold and committed to service as ever with the assurance that "...we can do all things through Christ who strengthens us." (Philippians 4:13). Yes, we reflect on the faithfulness of God in the past year, and march into FY2014 with the confidence that the Lord is leading the way and has empowered us for the ministry of transforming lives in love.

Thank you to all, and glory be to God, the Father of our Lord Jesus Christ.

Prof. Joseph Galgalo
Chair, World Vision Kenya Board



NATIONAL DIRECTOR'S FOREWORD

As a Christian, child-focused relief, development and advocacy organization, World Vision Kenya is committed to working with children, families and their communities to overcome poverty and injustice.

Recently appointed as National Director, I am indebted to the 1,089 engaged and motivated staff and our partners for the achievements and impact recorded in this annual review. Your dedication to the sustained well-being of children, especially the most vulnerable in Kenya, earned World Vision Kenya the coveted **2013 Millennium Development Goals (MDG) Lifetime Achievement Award**. In addition, World Vision Kenya was honoured to receive the following World Vision global partnership and regional awards: **Biggest Impact, Advocacy Campaign; Best Safety Innovation Award in Fleet Management and Best HEA Performing Office in the East Africa Region**. I congratulate the entire team for delivering service with excellence.

As an organization, we exist to enhance child well-being. We measure development impact around the core aspects of our work – in health and nutrition, education, child care and protection, and children's experience of love, hope and faith. We work with the community and other partners to realize lasting change for children.

With your valuable support in 2013, WV Kenya worked with communities and partners with an approximate budget of USD 81.3 million to impact the well-being of

“ World Vision Kenya is committed to working with children, families and their communities to overcome poverty and injustice. ”

1.8 million children across the country including 156,066 sponsored children.

Through the Citizen Voice and Action (CVA) advocacy approach, we scaled up the capacity of community members to interface with government, monitor service delivery, and engage with service providers in our ADPs. Efforts of the CVA groups in 12 ADPs contributed to improvements in health facilities and services as well as in basic education service delivery.

Our relief efforts in 2013 focused on building staff capacity to effectively prepare and respond to emergencies. Over 160 staff were trained, helping us to develop effective post-election violence preparedness plans as well as provide appropriate timely responses to the two main emergencies in 2013, inter-clan conflict and floods.

I am grateful to our sponsors and donors who have faithfully supported the children and communities we serve despite the not so favourable economic climate globally. We need your continued partnership to address the large number of children who still lack access to basic human rights. We commit to work together and be fully transparent in the stewardship of your generous support.


Moving forward, our quest for sustained, evidence-based program quality remains our ultimate goal. We see this being realized around the following four 'SEED' core objectives:

- Sustained evidence-based program quality;
- Engaged competent and motivated staff for continuous performance improvement;
- Embedded employee cost management in all our business processes and
- Distinctive resource growth for ministry.

Thank you once again for your valued partnership.

Dickens Thunde
National Director

2013 OVERVIEW



1,778,459

Number of children reached by World Vision's work in partnership with local communities and peer agencies

2013

Policy Engagement Milestones:

Education Reforms
Health Sector Budget Analysis

VISIONFUND KENYA
Portfolio

**US\$ 6
MILLION**

14,500
active borrowers



Area Development Programmes



Number of staff

1,089

2

Emergencies to which World Vision responded: inter-clan conflict and floods.



**81,342,732
MILLION**

Income in US DOLLARS

35



Counties/Regions where World Vision Works



US\$ 453,140

Spent on emergencies.

156,066



Registered children for sponsorship



WORLD VISION KENYA COMMITMENT

Our vision for every child, life in all its fullness; our prayer for every heart, the will to make it so.

For more than 40 years, World Vision's initiatives in Kenya have helped to strengthen communities in 35 out of 47 counties nationwide.

WV Kenya's strategic goal is to contribute to the sustained well-being of two million vulnerable children by 2015.

Our integrated community development approach focuses on health, HIV and AIDS, water, sanitation and hygiene (WASH), education, child protection, food security, economic development, policy and governance.

We work alongside the government and other humanitarian agencies to provide lifesaving assistance in communities affected by disasters.

World Vision's microfinance arm, VisionFund Kenya, formerly known as KADET in Kenya, provides economic empowerment, helping families access loans, savings products and financial know-how to secure the child's future through economic transformation.



WV Child Well-being Aspirations

Children enjoy good health | Children are educated for life | Children experience love of God and their neighbours | Children are cared for, protected and participating



HEALTH, HIV & AIDS AND NUTRITION

World Vision Kenya's goal for improved health is to ensure that women and children are well nourished, protected from infection and disease, and have access to essential health services. This goal is aligned with MDG 4 (reducing child mortality), MDG 5 (improving maternal health) and MDG 6 (combating HIV & AIDS, malaria and other diseases). In 2013, Health, HIV & AIDS and Nutrition projects were implemented in 38 ADPs .

Multiple Approaches were Employed to Improve the Health of Children at Household-Level:

- Strengthened community health systems resulting in improved health indicators in several WV Kenya program areas. **An example of improved health indicators can be seen in the graph below which compares immunization coverage at baselines in 2010 and evaluation in 2013.**

Figure 1: Comparison of immunization coverage in ADPs 2010 - 2013

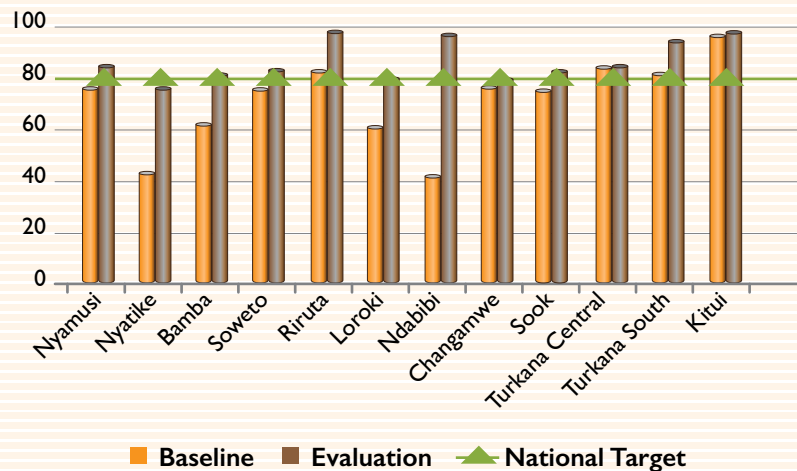
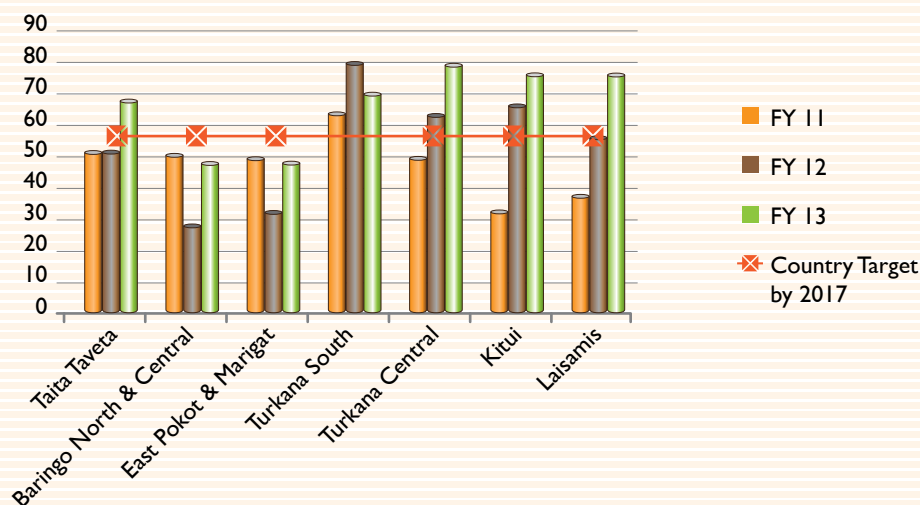


Figure 2: Breastfeeding performance in selected WV Kenya Nutrition Programs in 2011, 2012 and 2013



Source: Nutrition Surveys, 2011, 2012, 2013

- Working through the Infant and Young Child Nutrition programmes, Mother to Mother support groups and caregiver counselling by community health workers (CHWs), WV Kenya recorded marked and continued improvement in the uptake of exclusive breastfeeding in sampled nutrition programs. **The graph above shows the positive impact of sustained behaviour change communication for the last three years, with communities surpassing the 2017 national target for uptake of exclusive breastfeeding.**
- To prevent and treat acute malnutrition, WV Kenya in partnership with the government supported 3,881 severely malnourished children, 11,056 moderately malnourished children under five years, and 5,313 pregnant and lactating women through outpatient and supplementary feeding programmes. In total, nutrition interventions reached 20,250 direct beneficiaries.
- A total of 9,327 children under five years were enrolled in the Positive Deviance Hearth (PD/Hearth) programme in Kakamega, Bungoma, Homabay, Siaya, Migori and Elgeyo Marakwet counties. *(The PD/Hearth community-based rehabilitation program identifies positive child care, feeding, hygiene and health seeking behaviours practiced by the caregiver of well-nourished children from poor families and replicates the positive behaviours among other mothers and caregivers in the community who have malnourished children.)* **According to the table below, children enrolled in the PD/hearth programme gained and sustained weight over a 12 month follow-up period.**
- WVK played a lead role in the Jamii Smart consortium, a mobile health initiative (*M-health*) that automated the Ministry of Health maternal child health booklet to enhance real time data collection and monitoring. WVK implemented

Table 1: Change in underweight prevalence among children who participated in PD/Hearth sessions in FY2013

	On Admission	1 month	3 month	6 month	12 month
Prevalence of underweight	47.3%	31.1%	19.5%	19.1%	17.4%
Prevalence of moderate underweight	23.4%	18.6%	11.0%	9.6%	9.3%
Prevalence of severe underweight	23.9%	12.4%	8.5%	9.6%	8.1%

Source: WVK, PD/ Hearth Documentation Report 2013



The use of Jamii Smart M-health to collect client data, Kilifi County

the M-health initiative in four health facilities in Bamba, Kilifi County.

- To reduce the impact of HIV & AIDS on caregivers and people living with HIV, WV Kenya through APHIAPlus, a USAID funded grant,

supported over 190,000 registered orphans and vulnerable children (OVCs) with various benefits ranging from health, education, shelter, clothing, nutrition and psychosocial support.



WATER SANITATION AND HYGIENE (WASH)

Good water and sanitation systems translate into healthy children and economic empowerment. World Vision Kenya works with communities and partners to improve the status of water supply; improve sanitation services and hygiene practices; strengthen WASH institutions and WASH action-oriented research.

In FY2013, 469,963 beneficiaries were supported with WASH interventions surpassing our FY2013 target by 78,327. Additional WASH activities were made possible through increased funding from World Vision offices including WV US, WV Australia, WV Korea and WV Hong Kong. Other partners included USAID through Millennium Water Alliance (MWA) and the national and local governments.

WVK acquired a drilling rig which contributed significantly to improved WASH access. The rig drilled 34 boreholes (deep water wells) out of 76 boreholes drilled in 2013.

Sanitation coverage also improved significantly as a result of the Community-Led Total Sanitation (CLTS) approach that was spear-headed by the Government. WV Kenya hygiene and sanitation program officers sensitized communities on proper excreta disposal using CLTS with great success. In FY2013, 190 villages were declared open defecation free without using material incentives. **CLTS behaviour change approach and school hygiene programs encouraged communities to construct 4,867 simple pit-latrines in over 180 villages, benefiting 379,600 people with no material support from WV Kenya.**

WV Kenya engaged with counties in developing relevant WASH legislation and county plans. Engagement with Nakuru County, for example, resulted in the joint development of a water supply system worth KES 40 million (USD471,000).

Table 3: Number of direct beneficiaries of WASH services in 2013

Number of Direct Beneficiaries	Men	Women	Children	Total
Water	25,706	31,419	114,250	171,375
Sanitation	27,669	33,818	122,973	184,460
Hygiene	17,119	20,923	76,085	114,128
TOTALS	70,524	85,530	313,308	469,963

WASH employed various technologies including springs protection, construction of earth dams, rainwater harvesting and pipeline systems and solar energy for pumping resulting in cost effective and efficient projects.

The use of solar technology, enabled communities to have cheaper and almost maintenance free water supply schemes.

Forty-two artisans selected from community Water Users Associations were trained to provide effective, efficient and reliable water services to their communities. As a result, the water systems installed are currently fully functional with more proactive communities extending water pipelines in Mtito Andei, Wema, Marafa and Matete ADPs.



An illustration of handwashing steps in Kilifi county



EDUCATION

One of World Vision's key aspirations is for children to be educated for life. This means children are able to read and write, apply numeracy skills and complete basic education. It also means that children are able to make good judgments and communicate ideas effectively.

To this end, World Vision Kenya in partnership with the Ministry of Education, Science and Technology, and other education partners built the capacity of 21,934 Early Childhood Development (ECD) and primary school teachers to ensure improvement in their pedagogical skills. Additionally, parents, community members and 1,555 School Management Committees (SMCs) were sensitized on their role in supporting delivery of quality education services.

Parents in Kainuk ADP, Turkana County, for example, previously waited for donors to build classrooms and provide school equipment for them, but in 2013, empowered SMCs mobilized parents to provide locally available construction materials and build semi-permanent structured classrooms. Nabeye Primary School headteacher, Willyjustus Lopeyok, observed that children who previously learnt under trees, braving the scorching sun and strong winds are now sheltered in roofed classes which are more child-friendly.

World Vision Kenya Pioneers ICT Integration in Education

WVK supported ICT integration in education projects in Matete ADP, Kakamega County as an initiative towards improved quality teaching and learning.

The Spark a Child Digital Future initiative has helped 14 schools receive 300 computers for pupils, LCD projectors and printers. In addition, 170 teachers and 28 school leaders have been trained on basic ICT skills and its intergration in education.

The benefits of ICT integration in education include:

- Increased enrollment and retention of pupils
- Enthusiastic pupils enjoy learning
- School Management Committees are skilled in ICT
- School Heads and teachers are able to keep and easily access pupil records
- Effective delivery of the recommended curriculum using ICT



ICT integration in education project in Matete ADP, Kakamega County



LIVELIHOODS AND RESILIENCE

According to government reports, it is estimated that 3 million people require food assistance in Kenya at any given time and 30 percent of Kenyan children are classified as undernourished with widespread micronutrient deficiencies.

In response to the current food security status, World Vision Kenya worked alongside the government, communities and other stakeholders to empower farmers to sustainably grow high-value crops, kitchen gardens, and rear healthy livestock so that farmers can meet their food needs at the household level and have surplus for sale to improve their income.

WVK's current emphasis in food security and livelihoods is on market value chain development, promotion of savings and loans and establishment of small-scale businesses.

Key Achievements in 2013

Food security market value chain development

Through the Eastern Kenya Household and Resilience Project, WV Kenya in partnership with Farm Concern International, a marketing development agency, supported smallholder farmers in eastern Kenya to form business

partnerships with buyers from identified markets, and establish 'commercial villages' in the targeted areas.

Between April and September 2013, farmers from 10 commercial villages collectively earned USD17,152.90 from sales of prioritized crops and were able to save USD 4,319.9 in their Village Savings and Loans. (VSLs) scheme.

To achieve this significant profit, the farmers utilized market information about varieties and quality of commodities needed in the markets for best yield and good market value.

Changing lives through savings and loans

WorldVision also supported poor and vulnerable groups to boost their income and standards of living through the VSLs model.

One of the groups that WorldVision worked closely with is the Umoja Disabled Group in Winam ADP. The group, which brought together 15 persons living with different disabilities and their children, recorded notable success in savings. The group contributed savings amounting to KES 71,000. (USD835). Over KES 60,000(USD706) was loaned to members of the group within nine months of the group's inception, boosting the income of members.

Anthony Riako, a disabled widower and cobbler, was able to expand his business and pay school fees for his three children including a 13-year-old daughter, Celine, who is in grade six. On average, when business is good, he earns KES 600 in a day and saves KES 250 per week with the savings group. “You may think this is little, but when you are the family’s sole provider, no amount of money is little,” Anthony remarks.

Over 49,000 households benefitted directly from World Vision’s economic development program, enabling the households to meet the basic needs of over 190,000 children.

The number of savings groups supported also grew from 203 in 2012 to 399 in 2013 thus increasing their savings by USD 83,612. Similarly, membership increased from 4,085 members to 6,061. About 75 percent of the participants were women while 10 percent were persons living with disabilities.

Microfinance services by VisionFund Kenya

VisionFund Kenya (VFK), formerly known as KADET in Kenya, is the microfinance subsidiary of World Vision.

In FY2013, VFK reached 14,772 households mostly parents and caregivers with financial services impacting 51,017 children in terms of provision of school fees, food,

shelter, water, medical bills, and employment creation for youth and women, thus contributing to poverty reduction.

From VFK’s Online Client Tracking Database, the number of children whose school fees was paid in FY2013 grew by 41.8 percent. Fees paid in FY 2013 amounted to KES17 million (USD 200,000) compared to KES 12 million (USD 141,176) in FY 2012. About 93 percent of parents and caregivers who received loans to pay schools fees repaid them, indicating their increased incomes and ability to meet school needs.

In a Child Impact Survey conducted in FY2013 by Agri-Environmental Enterprise Ltd in Nairobi, Phoebe Aoko a VFK client from Soweto ADP said: “Were it not for KADET, I could not have made it in life. My husband passed on when my children were very young with the eldest being in class five. It is through KADET that I have managed to educate all of them. The last born is in his first year at the university.”

VisionFund Kenya Portfolio Summary

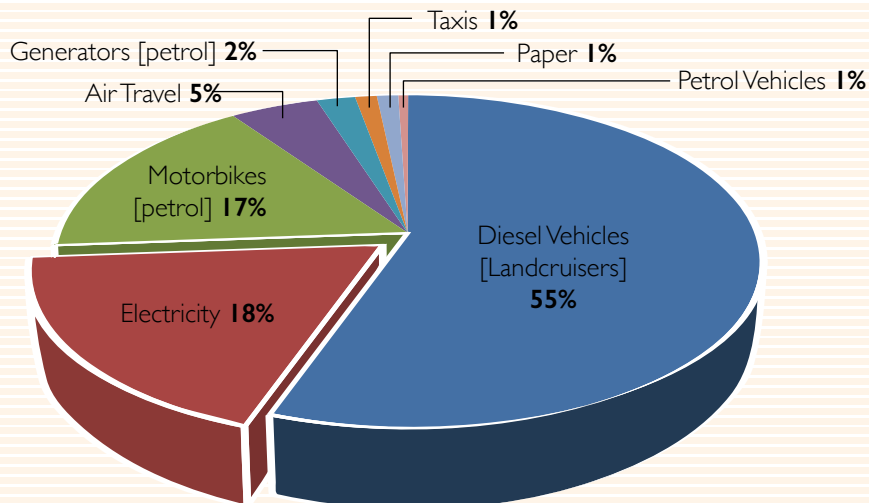
Outstanding Loan Balance	510,074,621 (USD 6m)
Portfolio At Risk	30days 5 percent
Active Borrowers	14,593
Disbursement	KES 155,480,454 (USD 1,829,182)



A beneficiary farmer winnows her cowpeas in Makueni County

Measurement of WV Kenya's Carbon Footprint

Figure 3: 2013 WV Kenya Carbon footprint by source



World Vision Kenya made history by being the first National Office globally to calculate its Carbon Footprint. A Carbon Footprint is the total amount of carbon dioxide and other greenhouse gas (GHG) emissions for which an individual or an organization is responsible.

With this valuable information, the organization has gained a better understanding of the impact of its emissions to the atmosphere and will plan effectively to reduce emissions, and advocate for global change with a deeper understanding and authority.

WV Kenya's carbon footprint is 3,330 tonnes Co2e/year as illustrated in the chart above.

'Climate-smart' adoptive technologies to promote community resilience.

Mtito Andei ADP in Makueni County falls within the eastern ASAL (arid and semi-arid land) region of Kenya. The area is characterized by low and unreliable rainfall and high temperatures, making the region poor in terms of agriculture. Through a Community Resilience Practice (CRP) project, Ndaka Nzuki and other members of the Kinyeki Iman Savings group in Mtito Andei ADP were trained on small scale business management. The group was later supported with a greenhouse kit, a 'climate-smart' adoptive technology to enhance community economic resilience.

"In March, 2013, I borrowed KES 8,000 (USD94) from our self-help savings group," says Ndaka Nzuki, a grandfather and caregiver to Wangari, a sponsored child. "I bought a TV set for my grandchildren."

"In June, I borrowed KES 12,000 (USD141) and paid school levies, examination fees, text books, school uniforms and food for my family. Unlike before when food prices were costly, we are now getting vegetables from our group greenhouse at affordable prices. My grandchildren can now go to school with no fear of being sent home over school levies and I feel great joy in seeing them happy while watching cartoons and other programs on television, boosting their general knowledge," says a proud Ndaka from Mtito Andei.



FOOD ASSISTANCE

In order to build community resilience and make the food distribution program sustainable and valuable to communities, food assistance beneficiaries engage in asset building activities such as water harvesting structures, establishment of pasture for livestock and promotion of conservation agriculture.

During FY 2013, the Food Assistance program expanded its operations to Kakuma Refugee Camp as a partner of World Food Programme (WFP) to implement general food distribution in the camp.

WV Kenya implemented nine Food Assistance projects in Turkana, West Pokot, East Pokot, Kilifi, Taita Taveta, Moyale, Makueni and Baringo.

Despite the challenge of insecurity in Moyale and Turkana, WV Kenya distributed a total of 15,812 metric tonnes of food to 307,070 children and families who otherwise would not have had access to sufficient food.

Details of Food Assistance beneficiaries in 2013 are provided in the table below.

Table 4: Total number of beneficiaries of Food Assistance in 2013

Age	Male	Female	Total
0-5 years	25,170.00	25,274.00	50,444.00
6-11 years	34,668.00	34,784.00	69,452.00
12-18 years	34,637.00	37,524.00	72,161.00
over 19 years	49,420.00	65,593.00	115,013.00
Total	143,895.00	163,175.00	307,070.00



CHILD PROTECTION

Kenya has developed specific legislations, policies and programmes to address specific rights of children. Despite these efforts, Kenya still battles with several child protection concerns.

The main child protection concern is an inadequate birth registration system that prevents children from accessing services and increased violence against children.

According to the 2010 National Survey on Violence against Children in Kenya, 32 percent of females and 18 percent of males experience sexual violence in Kenya while 66 percent of females and 73 percent of males are physically abused.

World Vision Kenya's Response to Child Protection in the Community

- Scaled up birth registration campaigns in all ADPs with the support of the Department for Civil Registration and Vital Statistics to facilitate registration of children.
- Thirty two percent of the 156,066 Registered Children under the Sponsorship program now have birth certificates.
- Child protection is integrated in all ADP programme designs.

- WV Kenya field programme staff are better trained to support implementation of child protection programs in ADPs.
- Established and strengthened reporting and referral mechanisms in all ADPs. In 2013, 38 children were rescued from sexual abuse, early marriage, child labour and female genital mutilation (FGM) through the joint efforts of ADP staff, local area advisory councils, children officers, and community volunteers.
- **More than 1,000 children were rescued from female genital mutilation (FGM) in seven ADPs supporting anti-FGM campaigns through participating in the Alternative Rite of Passage programme.**
- Restoration services following early pregnancies and sexual assault were offered to integrate children back to school with the support of the Ministry of Education, Science and Technology.
- Children's participation was strengthened within ADPs through children's clubs and Children Assemblies at county and national levels.



Marich Pass ADP, West Pokot County





CHRISTIAN COMMITMENTS

Children Experiencing the Love of God and their Neighbours

World Vision Kenya believes that both physical and spiritual care is essential to the overall well-being of all boys and girls. Our desire is for every child to experience the love of God in meaningful ways, always being mindful that we are guests in cultures that may hold diverse beliefs.

In FY2013, WV Kenya worked through schools, community programs, para-church organizations and churches to enhance the spiritual nurture of children so that children can fulfill their God-given potential, have hope and a vision for their future, value and care for others, and care for their environment.

Through our partners, WV Kenya trained over 1,600 children, parents, teachers, spiritual leaders and peer educators. The trained persons facilitated discussions with over 40,000 children on how to become agents of social and spiritual transformation.

During 2013, WV Kenya conducted a study to better understand the challenges that hinder children from experiencing the love of God and their neighbours.

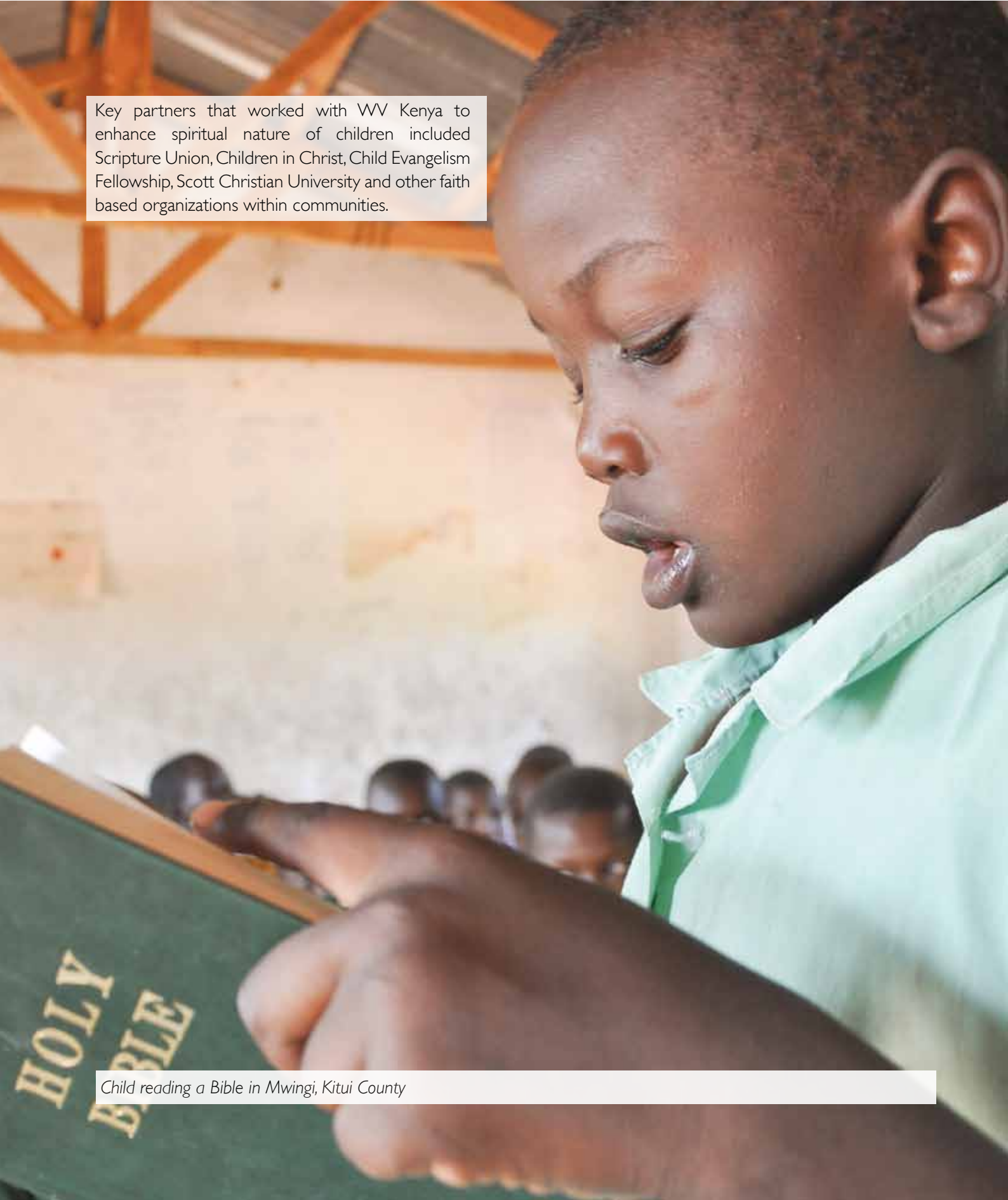
Key hinderances to sustained spiritual nurture of children discovered in the study include:

- Inadequate institutional (family, church, schools) capacity to provide spiritual nurture of children and negligence by spiritual leaders and families to support children participation in spiritual activities.
- Negative and retrogressive cultures that hinder spiritual nurture of children; family brokenness and negative perceptions on interfaith relations especially in ADPs working in multi-faith contexts.

World Vision Kenya's approach to address spiritual nurture challenges included:

- In addition to strategic partnerships and capacity building, WV Kenya used a value-based approach to discuss spiritual nature of children in multi-faith contexts, minimizing religious differences and focusing on basic human values
- Use of Channels of Hope models to engage with people of both Christian and Muslim faiths on matters of HIV, Gender and Maternal Child health in a way that promotes interreligious tolerance. The trained faith leaders integrated the lessons learnt into activities in churches and mosques in order to contribute to the well-being of children and families.

Key partners that worked with WV Kenya to enhance spiritual nature of children included Scripture Union, Children in Christ, Child Evangelism Fellowship, Scott Christian University and other faith based organizations within communities.



Child reading a Bible in Mwingi, Kitui County



CHILD SPONSORSHIP

Child Sponsorship promotes relationships between children and sponsors, families and communities with the intention of building lasting positive experiences that promote transformation for all.

WV Kenya has a total of 156,066 children in the Sponsorship Programme. Regular communication including annual progress reports, provide transformational stories to enhance the sponsor-child experience.


In FY 2013, WV Kenya joined the WV Partnership to revitalize the Sponsorship experience by embracing the use of short greeting videos that display the personality of each child to the sponsor and his/her environment. Overall it has given sponsors and children a great experience in their sponsorship journey.

WV Kenya works with communities in ADPs to ensure that projects address access to health and nutrition, education, spiritual nurture and child protection for all children.

Sponsored children have been celebrated for advocating against harmful cultural practices in communities. Such is the story of Teresa, a former sponsored child.

The story of Teresa

TERESA is the daughter of peasant farmers, and the last born of eight children. She was born and brought up in Pokot community in Kenya, where female genital mutilation (FGM) prevalence is high, and forced on girls between the ages 10 and 13, at which point their education journey ends.



Teresa studied at Chepareria Primary School in West Pokot from 1999 to 2006 and after doing well in her exams, she was admitted to Limuru Girls (2007-2010), a National Secondary School that admits girls with exemplary academic performance in the country.

Teresa speaks passionately about the ongoing dangers of female genital mutilation and its effect on education. Her work around mobilizing communities and educating them on the dangers of FGM won her a USD15,000 Children of the Year award from UNICEF in 2007. Teresa donated the money (approximately one million Kenya shillings) to Kipkomoa community based organization to support advocacy for the Girl Child Program. Some of the funds were used to put up a library purchase of desks, and pay school fees for 27 high school girls and three college students, inspiring Pokot female students to complete their education.

In 2013, Teresa was invited through World Vision to speak at the 57th United Nations Commission on the Status of Women (UNCSW) in New York. Teresa's presentation as an escapee of FGM also included a report on the impact her award has had on girls in her community.

Teresa's heroic actions, selfless love and commitment to helping Pokot girls and boys, as well as being a dedicated advocate on gender issues, speak to the role one sponsor can play in enabling a child to live life in all its fullness.



POLICY AND ADVOCACY

Local Level Advocacy

In FY 2013, a total of 16 Area Development Programmes successfully utilized the Citizen Voice and Action (CVA), a local level advocacy approach to effect change in their community. Six ADPs focused on the health sector, while 10 targeted the education sector. Eleven other ADPs integrated CVA in their designs.

According to the 2013 Ministry of Health, West Karachuonyo Division Report, **Pala ADP for instance, through CVA achieved the following success:**

- **Ante Natal Care coverage improved from 35 percent (2011) to 68 percent (2013).**
- **Skilled deliveries in hospital improved from 24 percent (2011) to 58 percent (2013).**
- **Immunization coverage improved from 43 percent (2011) to 78 percent (2013).**
- **Sanitation improved from 36 percent (2011) to 78 percent (2013).**

Success was largely attributed to the strengthened working relationship between government officials, the CVA group and community health workers, who collectively engaged in facility and household monitoring. They agreed on action plans which were implemented to improve service delivery.

Similarly, in Nyatike ADP, efforts of a CVA group, in collaboration with Community Health Workers and government officials, Child to Parents' accountability groups were established in 25 primary schools. The groups ensure best health practices are upheld in their community.

Policy Advocacy

In the education sector, CVA groups were empowered to make submissions to policy makers, resulting in the consideration of community views during the process of formulating basic education law in Kenya. Full implementation of the Basic Education Act, 2013, including adequate resource allocation by government, will result in improved access to quality education, improved performance, transition and completion rates.

WV Kenya engaged in policy advocacy through a process of reviewing the Government of Kenya's education sector annual reports from 2006 to 2012 and local level CVA group reports. As a result, a policy engagement brief was developed that informs WV Kenya engagement with the government and other education partners at all levels.

In the health sector, WVK conducted a national budget analysis for three fiscal years (2011/12 to 2013/14). The purpose of this analysis was to inform advocacy for increased budget allocation to the health sector.



Kenya Nutrition Action Plan 2012-2017

Direct engagement with the government and other partners in 2013 led to the development and launch of the Kenya Nutrition Action Plan (KNAP) and recognition of Kenya for *Scaling Up Nutrition*. It is estimated that the lives of close to 2.8 million children will be saved if KNAP is effectively implemented, both at the national and county levels.

Child growth monitoring in Nyatike ADP, Migori County



HUMANITARIAN AND EMERGENCY AFFAIRS

One of World Vision Kenya's objectives in FY2013 was to improve the capacity of staff to prepare for and respond to emergencies. During the year, over 160 staff at the national and field offices were trained on various skills including Rapid Onset Disaster Response and Humanitarian Accountability Standards.

The training helped the Integrated Disaster Management Committee to effectively develop contingency plans for post-election violence preparedness as well as provide appropriate responses to the two main emergencies of the year: inter-clan conflict and floods.

Emergency Response in 2013

In 2013, WV Kenya declared an emergency for floods which mainly affected the Lake, North Rift, Central Rift, Pwani, and North Eastern regions. According to the Kenya Red Cross Society (KRCS), over 100,000 people were affected by the floods, 93 people were reported dead, 17,419 households were displaced and 13,895 acres of cropped farms were destroyed. WV Kenya's response through provision of non food items reached about 25,923 people.

Another emergency was declared following conflict between two warring communities in Moyale District resulting in loss of lives, displacement and destruction of property, including schools and health centres. Sixteen

people died and 24 people were injured¹. In addition, about 6,500 households were displaced from their homes, some of which were burnt down.

WVK partnered with government ministries and the International Office for Migration to support 6,500 affected households (children and their families) with access to clean water through water trucking, purchase of water tanks, rehabilitation of two boreholes, provision of essential food items, and support for 5 schools whose properties were burnt down.

The prepositioning of 5,996 non food items (NFIs) kits² through an ongoing project with the Global Prepositioning Resource Network in eight locations (Kisumu, Lodwar, Marich Pass, Marigat, Laisamis, Nairobi, Marafa and Taita Taveta) enabled WVK to act promptly during the floods response in Kisumu and Turkana areas.

WV Kenya was the only agency with prepositioned NFIs in Lodwar. Most of the other agencies had NFIs in Eldoret, 368 kilometres from Lodwar requiring a journey of six to seven hours.

1. Kenya Red Cross Society update report; 2nd September 2013

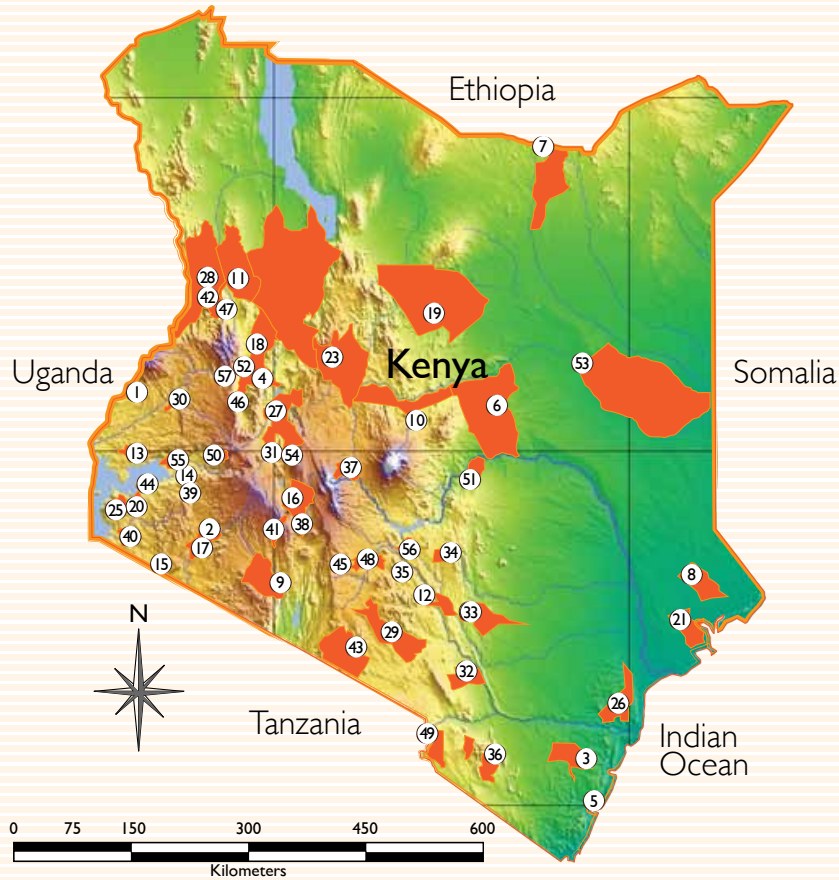
2. Each non food item kit to serve a family of 5 members contains a tarpaulin, mosquito net, 3 blankets, two 10 litre buckets, kitchen set (2 cooking pots, 5 cups, 5 deep plates, 5 spoons, 1 kitchen knife, 1 serving spoon, wooden cooking stick), hygiene kit (2 laundry soap, 3 body soaps, 2 toothpaste), standard kit (2 hair combs, cotton cloth, 5 razors, 3 women underwear, sanitary pads, 100 acquatabs, 24 condoms, 5 tooth brushes), Kanga and packing bag.



General food distribution in Turkana County

WHERE WE WORK

World Vision Kenya - Programs Distribution Map 2013



World Vision Kenya Area Development Programs Distribution in 2013

1. Angurai	12. Kalawa	22. Lokori	33. Mutomo	44. Pala	55. Winam
2. Bandaptai	13. Karemo	23. Lorroki	34. Mutonguni	45. Riruta	56. Yatta
3. Bamba	14. Katito	24. Lower Yatta	35. MwalaP	46. Soin	57. Meibeki
4. Bartabwa	15. Kegonga-Ntamaru	25. Magunga	36. Mwatate	47. Sook	○ WV Kenya Program Offices
5. Changamwe	16. Kiambogoko	26. Marafa	37. Mweiga	48. Soweto	
6. Garbatulla	17. Kirindon	27. Marigat	38. Ndabibi	49. Taveta	
7. Golbo	18. Kolowa	28. Marich Pass	39. Nyamusi	50. Tinderet	
8. Sangailu	19. Laisamis	29. Mashuru	40. Nyatike	51. Tseikuru	
9. Ilaramatak	20. Lambwe	30. Matete	41. Olenton	52. Tunyo	
10. Oldonyiro	21. Lamu	31. Mogotio	42. Orwa	53. Wajir South	
11. Kainuk		32. Mtitio Andei	43. Osiligi	54. Wema	

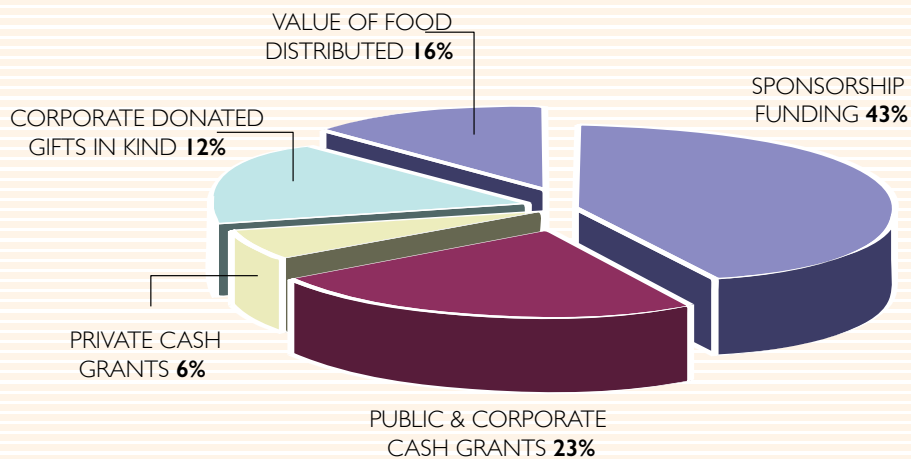


FINANCIAL SUMMARY

FINANCIAL STATEMENTS

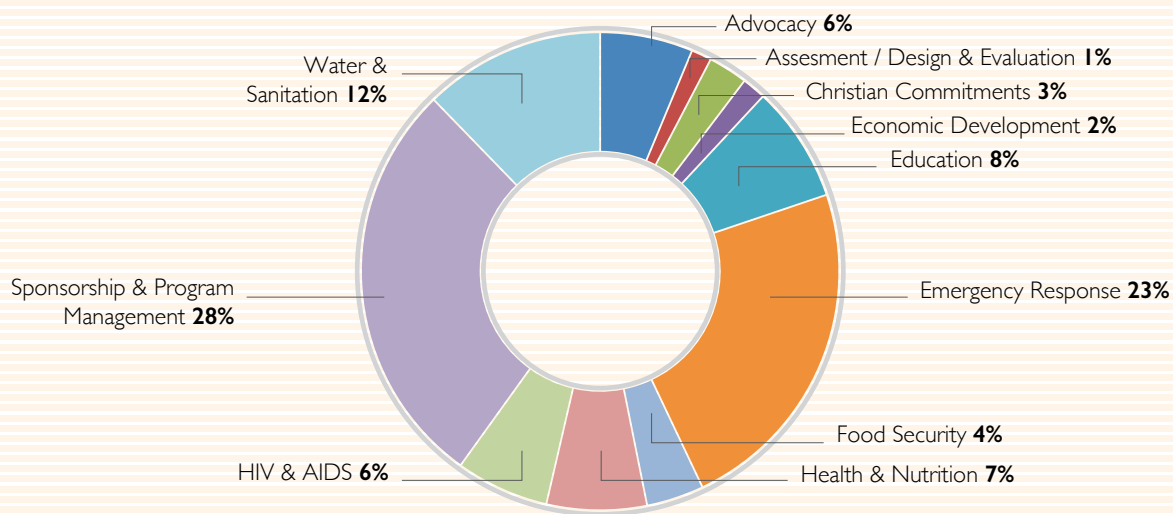
The WV Kenya budget declined by 21.1% (USD 21,726,796) in FY2013 compared to FY2012. The financial statements herein are presented in US Dollars, which is also WorldVision's functional base currency. An exchange rate of KES.85 for USD1.00 can be used to obtain an approximate local currency equivalent.

Income Sources



	USD	%
SPONSORSHIP FUNDING	32,871,072	43
PUBLIC & CORPORATE CASH GRANTS	17,277,977	23
PRIVATE CASH GRANTS	4,664,183	6
VALUE OF FOOD DISTRIBUTED	12,377,139	16
CORPORATE DONATED GIFTS IN KIND	9,524,404	12
TOTAL INCOME	76,714,775	

Expenditure by Sector



WWF Kenya staff participated in a marathon to raise funds for a child health medical kitty



GOVERNANCE AND MANAGEMENT

WV Kenya Board Of Directors 2013



From left to right

Mrs. Annie Kigira-Kinuthia | Prof. Joseph Galgalo, **Chairperson** | Mrs. Christine Orono | Dr. Stephen Muhudhia |
Mr. Kigo Kariuki | Dr. Lilian Wambua | Mr. Musili Kivuitu | Dr. Charles Owubah | Mr. Dickens Thunde |
Dr. Rachel Masake | Hon. Justice Hillary Chemitei

WV Kenya Leadership Team



Top from left to right

Dickens Thunde, **National Director** | Catherine Omenda, Director Finance |
Teresia Njoki, Director Quality Assurance

Bottom from left to right

Marionne Tucker, Director People & Culture | Pauline Okumu, Deputy National Director |
Daniel Mwebi, Integrated Programs Director |
Nicholas Wasunna, Director Programme Development and Grants Acquisition

WV Kenya Senior Management Team



Standing last row from left to right

May Ondeng | Zakayo Lolpejalai | Job Wafula | Charles Chacha | Samuel Kamau | Edith Kareithi.

Standing middle row from left to right

Muthoni Ngugi | Charity Mati | Bernard Mulei | James Maringa | Joseph Tinkoi | John Mwangi | Cecilia Mutanu | Jennifer Maoka | Scholastica Njenga.

Sitting from left to right

Jeremiah Nyagah | Paul Ndeti | Lydia Mukaye | Teresia Njoki | Jacqueline Rioba | Lawrence Kiguro.

Missing in picture

Miriam Mbembe | Eunice Muturi | Catherine Timbomei | Ang'awa Anditi | Andrew Iraguha | Lucy Mungatia | Obadiah Kisang

World Vision Kenya

Karen Road, off Ngong Road, P.O. Box 508 | 6-00200, Nairobi, KENYA

Tel: +254 20 6926000 | **Cell:** +254 732 126100, +254 711 086000

E-mail: ww_kenya@wvi.org | **WEB:** www.wvi.org/kenya